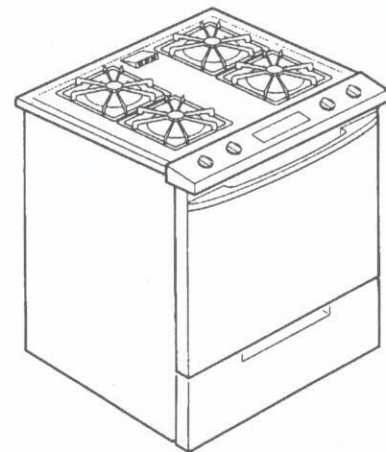
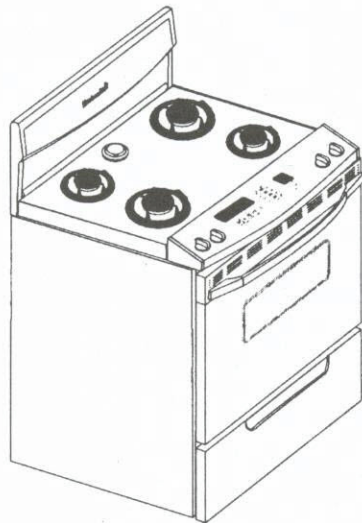

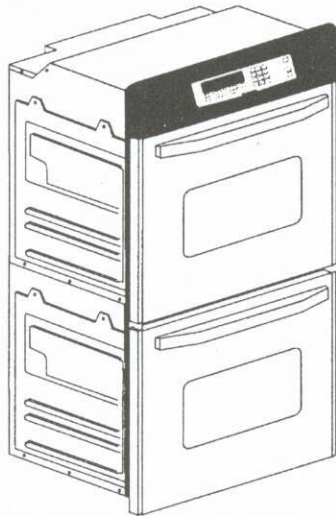


KitchenAid

TECHNICAL EDUCATION



**Failure Codes & Wiring Diagrams
for Freestanding & Slide-in Ranges
and Built-in Ovens**

JOB AID 4317266

All rights reserved. No portion of this document may be reproduced in any form without written permission from Whirlpool Corporation.

ELECTRONIC OVEN CONTROLS

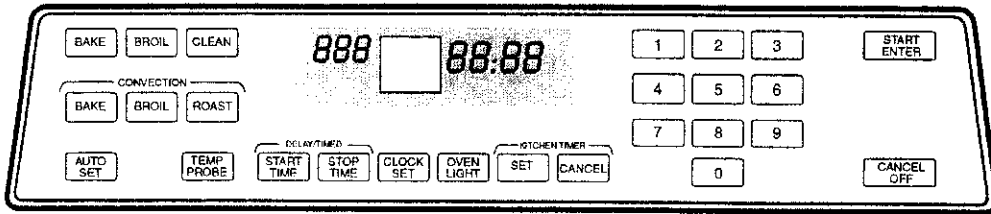


Figure 1

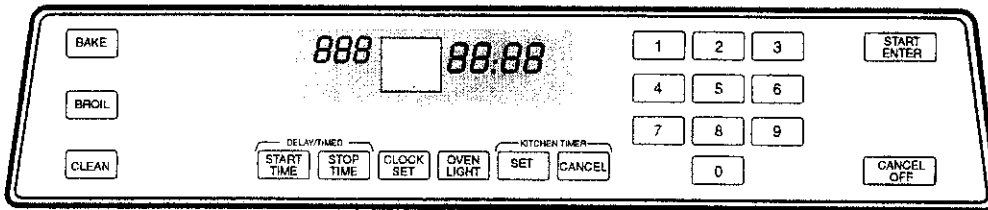


Figure 2

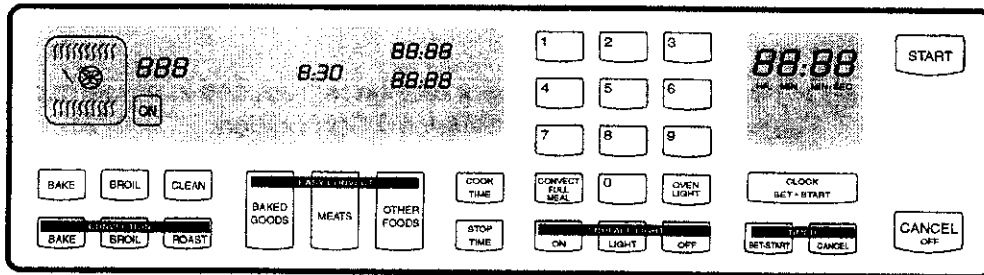


Figure 3

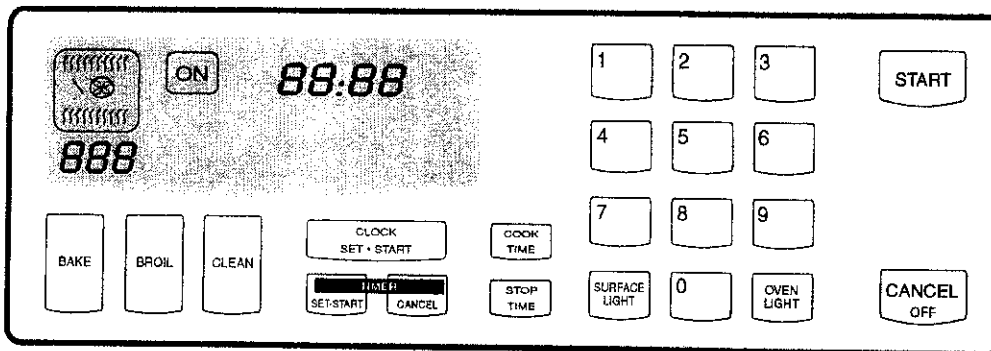


Figure 4

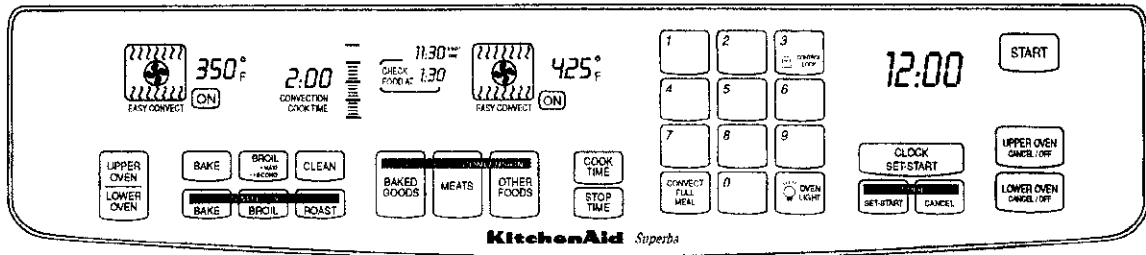


Figure 5

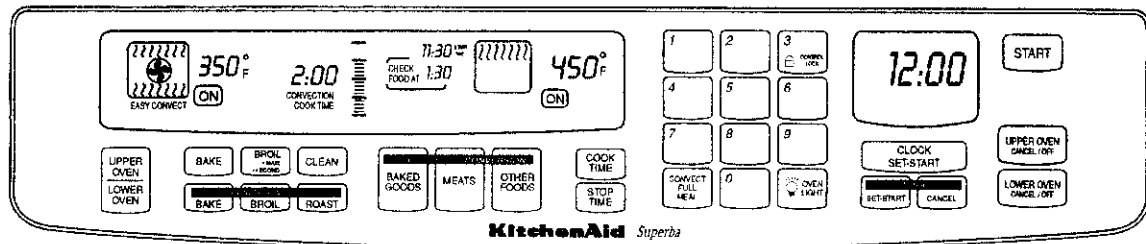


Figure 6

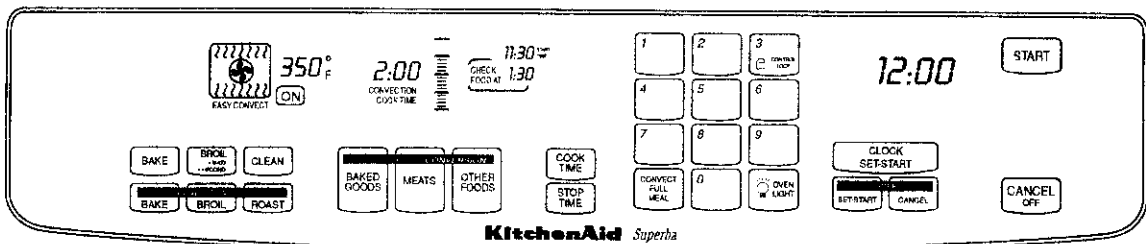


Figure 7

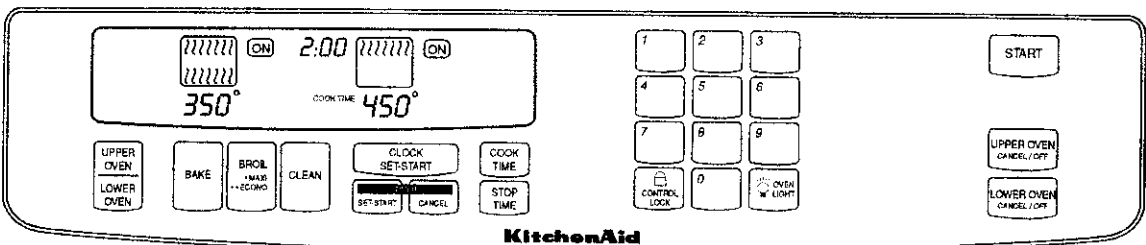


Figure 8

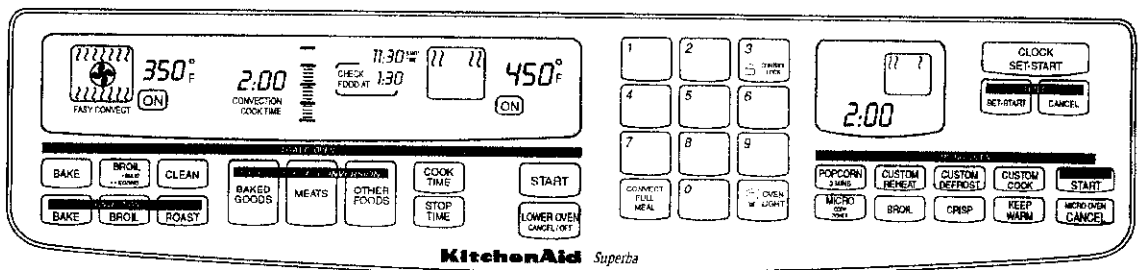



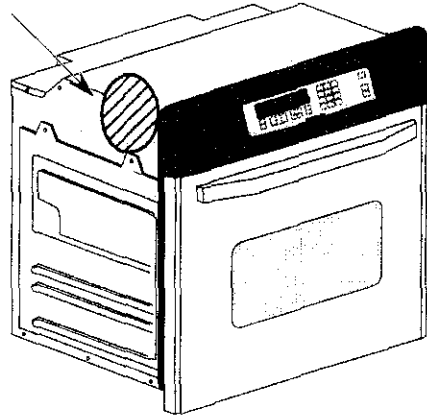
Figure 9

TECH SHEET LOCATIONS

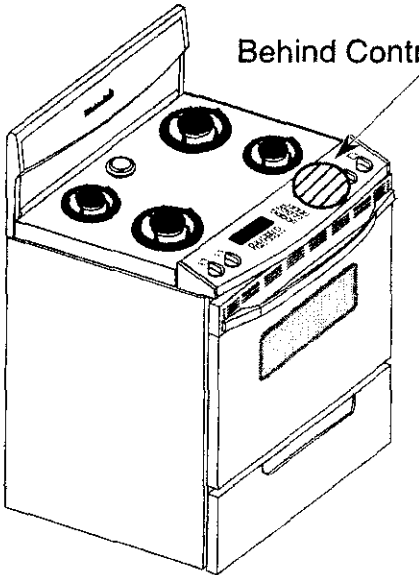
Behind Control Panel



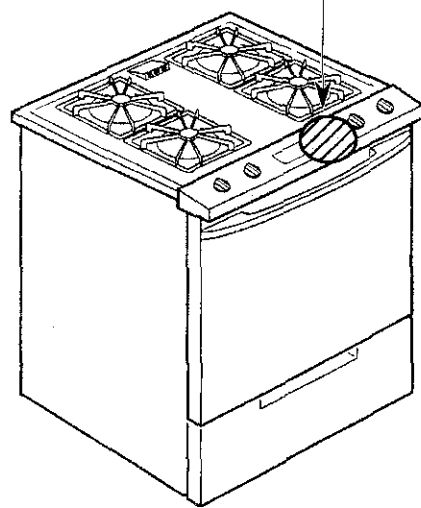
Behind Control Panel



Behind Control Panel



Behind Control Panel



Model #	Figure # (Page 2)	Touch Panel Part #	Description	Tech Sheet Part #	Page #
KERC500EAL1	2	9752278	A.C.T. NON-CONVECTION	9752381	14
KERC500EAL2	2	9752278	A.C.T. NON-CONVECTION	9752381	14
KERC500EWH0	4	9752279	TIMER NON-CONVECTION	9752381	14
KERC500EWH1	2	9752278CW	A.C.T. NON-CONVECTION	9752381	14
KERC500EWH2	2	9752278CW	A.C.T. NON-CONVECTION	9752381	14
KERC500EWH3	4	3190379	TIMER NON-CONVECTION	9752381	14
KERC500YAL2	2	9750918	KITCHENAID TIMER THERMOSTAT	9750877	14
KERC500YAL3	2	9750918	KITCHENAID TIMER THERMOSTAT	9750877	14
KERC500YAL4	2	9750918	KITCHENAID TIMER THERMOSTAT	9750877	14
KERC500YAL5	2	9750918	KITCHENAID TIMER THERMOSTAT	9750877	14
KERC500YBL2	2	9750716	KITCHENAID TIMER ASSEMBLY	9750877	14
KERC500YBL3	2	9750716	KITCHENAID TIMER ASSEMBLY	9750877	14
KERC500YBL4	2	9750716	KITCHENAID TIMER ASSEMBLY	9750877	14
KERC500YBL5	2	9750716	KITCHENAID TIMER ASSEMBLY	9750877	14
KERC507EAL1	2	9752277CT	A.C.T. CONVECTION	9752381	14
KERC507EAL2	2	9752277CT	A.C.T. CONVECTION	9752381	14
KERC507EBL1	2	9752277CB	A.C.T. CONVECTION	9752381	14
KERC507EBL2	2	9752277CB	A.C.T. CONVECTION	9752381	14
KERC507EWH0	3	3190378	TIMER CONVECTION	9752381	14
KERC507EWH1	2	9752277CW	A.C.T. CONVECTION	9752381	14
KERC507EWH2	2	9752277CW	A.C.T. CONVECTION	9752381	14
KERC507EWH3	3	3190378	TIMER CONVECTION	9752381	14
KERC507YAL3	1	9750699	KITCHENAID CONVECTION	9750877	14
KERC507YAL4	1	9750699	KITCHENAID CONVECTION	9750877	14
KERC507YAL5	1	9750699	KITCHENAID CONVECTION	9750877	14
KERC507YWH2	1	9750700	KITCHENAID TIMER CONVECTION	9750877	14
KERC507YWH3	1	9750700	KITCHENAID TIMER CONVECTION	9750877	14
KERC507YWH4	1	9750700	KITCHENAID TIMER CONVECTION	9750877	14
KERC507YWH5	1	9750700	KITCHENAID TIMER CONVECTION	9750877	14
KERC600EAL0	4	3190379	TIMER NON-CONVECTION	9751598	15
KERC600EAL1	4	9752692	D.A.C. NON-CONVECTION	9751598	15
KERC600EAL2	4	9752692	D.A.C. NON-CONVECTION	9751598	15
KERC600EWH0	4	3190379	TIMER NON-CONVECTION	9751598	15
KERC600EWH1	4	9752692	D.A.C. NON-CONVECTION	9751598	15
KERC600EWH2	4	9752692	D.A.C. NON-CONVECTION	9751598	15
KERC607EAL0	3	3190378	TIMER CONVECTION	9751598	15
KERC607EAL1	3	9752691	TIMER CONVECTION	9751598	15
KERC607EAL2	3	9752691	TIMER CONVECTION	9751598	15
KERC607EWH0	3	3190378	TIMER CONVECTION	9751598	15
KERC607EWH1	3	9752691	TIMER CONVECTION	9751598	15
KERC607EWH2	3	9752691	TIMER CONVECTION	9751598	15
KERH507EWH0	3	3190378	TIMER CONVECTION	9750877	14
KERH507EWH3	3	3190378	TIMER CONVECTION	9750877	14

Model	Figure # (Page 2)	Touch Panel Part #	Description	Tech Sheet Part #	Page #
KERH507YAL2	1	9750699	KITCHENAID CONVECTION	9750877	14
KERH507YAL3	1	9750699	KITCHENAID CONVECTION	9750877	14
KERH507YAL4	1	9750699	KITCHENAID CONVECTION	9750877	14
KERH507YAL5	1	9750699	KITCHENAID CONVECTION	9750877	14
KERH507YBL2	1	9750917	KITCHENAID TIMER ASSY. CONV.	9750877	14
KERH507YBL3	1	9750917	KITCHENAID TIMER ASSY. CONV.	9750877	14
KERH507YBL4	1	9750917	KITCHENAID TIMER ASSY. CONV.	9750877	14
KERH507YBL5	1	9750917	KITCHENAID TIMER ASSY. CONV.	9750877	14
KERH507YWH2	1	9750700	KITCHENAID TIMER CONVECTION	9750877	14
KERH507YWH3	1	9750700	KITCHENAID TIMER CONVECTION	9750877	14
KERH507YWH4	1	9750700	KITCHENAID TIMER CONVECTION	9750877	14
KERH507YWH5	1	9750700	KITCHENAID TIMER CONVECTION	9750877	14
KERI500EAL1	2	9752278	A.C.T. NON-CONVECTION	9752381	14
KERI500EWH 1	2	9752278CW	A.C.T. NON-CONVECTION	9752381	14
KERI500YAL3	2	9750918	KITCHENAID TIMER THERMOSTAT	9750877	14
KERI500YAL4	2	9750918	KITCHENAID TIMER THERMOSTAT	9750877	14
KERS507EAL1	2	9752277CT	A.C.T. CONVECTION	9752381	14
KERS507EWH0	2	9752277CW	A.C.T. CONVECTION	9752381	14
KERS507EWH1	2	9752277CW	A.C.T. CONVECTION	9752381	14
KERS507YAL3	1	9750699	KITCHENAID CONVECTION	9750877	14
KERS507YAL4	1	9750699	KITCHENAID CONVECTION	9750877	14
KERS507YWH2	1	9750700	KITCHENAID TIMER CONVECTION	9750877	14
KERS507YWH3	1	9750700	KITCHENAID TIMER CONVECTION	9750877	14
KERS507YWH4	1	9750700	KITCHENAID TIMER CONVECTION	9750877	14
KESC300BAL1	4	3190379	TIMER NON-CONVECTION	9751598	15
KESC300BAL2	4	3190379	TIMER NON-CONVECTION	9751598	15
KESC300BAL3	4	3190379	TIMER NON-CONVECTION	9751598	15
KESC300BAL4	4	3190379	TIMER NON-CONVECTION	9751598	15
KESC300BAL5	4	9752692	D.A.C. NON-CONVECTION	9751598	15
KESC300BAL6	4	9752692	D.A.C. NON-CONVECTION	9751598	15
KESC300BBL1	4	3190379	TIMER NON-CONVECTION	9751598	15
KESC300BBL2	4	3190379	TIMER NON-CONVECTION	9751598	15
KESC300BBL3	4	3190379	TIMER NON-CONVECTION	9751598	15
KESC300BBL4	4	3190379	TIMER NON-CONVECTION	9751598	15
KESC300BBL5	4	9752692	D.A.C. NON-CONVECTION	9751598	15
KESC300BBL6	4	9752692	D.A.C. NON-CONVECTION	9751598	15
KESC300BWH0	4	3190379	TIMER NON-CONVECTION	9751598	15
KESC300BWH1	4	3190379	TIMER NON-CONVECTION	9751598	15
KESC300BWH2	4	3190379	TIMER NON-CONVECTION	9751598	15
KESC300BWH3	4	3190379	TIMER NON-CONVECTION	9751598	15
KESC300BWH4	4	3190379	TIMER NON-CONVECTION	9751598	15
KESC300BWH5	4	9752692	D.A.C. NON-CONVECTION	9751598	15
KESC300BWH6	4	9752692	D.A.C. NON-CONVECTION	9751598	15

Model	Figure # (Page 2)	Touch Panel Part #	Description	Tech Sheet Part #	Page #
KESC307BAL1	4	3190379	TIMER CONVECTION	9752669	16
KESC307BAL2	4	3190379	TIMER CONVECTION	9752669	16
KESC307BAL3	4	3190379	TIMER CONVECTION	9752669	16
KESC307BAL4	4	3190379	TIMER CONVECTION	9752669	16
KESC307BAL5	4	3190379	TIMER CONVECTION	9752669	16
KESC307BAL6	4	3190379	TIMER CONVECTION	9752669	16
KESC307BWH1	4	3190379	TIMER CONVECTION	9752669	16
KESC307BWH2	4	3190379	TIMER CONVECTION	9752669	16
KESC307BWH3	4	3191107	TIMER CONVECTION	9752669	16
KESC307BWH4	4	3191107	TIMER CONVECTION	9752669	16
KESC307BWH5	3	3190378	TIMER CONVECTION	9752669	16
KESC307BWH6	3	3190378	TIMER CONVECTION	9751598	15
KESH307BAL1	3	3190378	TIMER CONVECTION	9751598	15
KESH307BAL2	3	3190378	TIMER CONVECTION	9751598	15
KESH307BAL3	3	3190378	TIMER CONVECTION	9751598	15
KESH307BAL4	3	9752691	TIMER CONVECTION	9751598	15
KESH307BAL5	3	9752691	TIMER CONVECTION	9751598	15
KESH307BAL6	3	3190378	TIMER CONVECTION	9751598	15
KESH307BBL1	3	3190378	TIMER CONVECTION	9751598	15
KESH307BBL2	3	3190378	TIMER CONVECTION	9751598	15
KESH307BBL3	3	3190378	TIMER CONVECTION	9751598	15
KESH307BBL4	3	9752691	TIMER CONVECTION	9751598	15
KESH307BBL5	3	9752691	TIMER CONVECTION	9751598	15
KESH307BBL6	3	3190378	TIMER CONVECTION	9751598	15
KESH307BWH1	3	3190378	TIMER CONVECTION	9751598	15
KESH307BWH2	3	3190378	TIMER CONVECTION	9751598	15
KESH307BWH3	3	3190378	TIMER CONVECTION	9751598	15
KESH307BWH4	3	9752691	TIMER CONVECTION	9751598	15
KESH307BWH5	3	9752691	TIMER CONVECTION	9751598	15
KESH307BWH6	3	3190378	TIMER CONVECTION	9751598	15
KESS300BAL0	3	3190378	TIMER NON-CONVECTION	9751598	15
KESS300BWH0	3	3190378	TIMER NON-CONVECTION	9751598	15
KGRT500BAL1	3	3190378	TIMER NON-CONVECTION	9751598	15
KGRT500BAL2	3	9752691	TIMER NON-CONVECTION	9751598	15
KGRT500BAL3	3	9752691	TIMER NON-CONVECTION	9751598	15
KGRT500BAL4	3	3190378	TIMER NON-CONVECTION	9751598	15
KGRT500BWH1	3	3190378	TIMER NON-CONVECTION	9751598	15
KGRT500BWH2	3	3190378	TIMER NON-CONVECTION	9751598	15
KGRT500BWH3	3	3190378	TIMER NON-CONVECTION	9751598	15
KGRT500BWH4	3	9752691	TIMER NON-CONVECTION	9751598	15
KGRT500FAL0	3	9752691	D.A.C. NON-CONVECTION	9751598	15
KGRT500FWH0	3	3190379	D.A.C. NON-CONVECTION	9752669	16
KGRT507BAL1	4	3190379	TIMER CONVECTION	9752669	16

Model	Figure # (Page 2)	Touch Panel Part #	Description	Tech Sheet Part #	Page #
KGRT507BAL2	3	3190378	TIMER CONVECTION	9752669	16
KGRT507BAL3	3	3190378	TIMER CONVECTION	9752669	16
KGRT507BAL4	3	3190378	TIMER CONVECTION	9752669	16
KGRT507BBL1	3	3190378	TIMER CONVECTION	9752669	16
KGRT507BBL2	3	3190378	TIMER CONVECTION	9752669	16
KGRT507BBL3	3	3190378	TIMER CONVECTION	9752669	16
KGRT507BBL4	3	3190378	TIMER CONVECTION	9752669	16
KGRT507BWH1	3	3190378	TIMER CONVECTION	9752669	16
KGRT507BWH2	3	3190378	TIMER CONVECTION	9752669	16
KGRT507BWH3	3	3190378	TIMER CONVECTION	9752669	16
KGRT507BWH4	3	3190378	TIMER CONVECTION	9752669	16
KGRT507FAL0	3	3191106	D.A.C. 3 CONTROL CONVECTION	9752669	16
KGRT507FBL0	3	3191106	D.A.C. 3 CONTROL CONVECTION	9752669	16
KGRT507FWH0	3	3191106	D.A.C. 3 CONTROL CONVECTION	9752669	16
KGST300BAL0	4	3190379	TIMER NON-CONVECTION	9752669	16
KGST300BAL1	4	3190379	TIMER NON-CONVECTION	9752669	16
KGST300BAL2	4	3190379	TIMER NON-CONVECTION	9752669	16
KGST300BAL3	4	3190379	TIMER NON-CONVECTION	9752669	16
KGST300BWH0	4	3190379	TIMER NON-CONVECTION	9752669	16
KGST300BWH1	4	3190379	TIMER NON-CONVECTION	9752669	16
KGST300BWH2	4	3190379	TIMER NON-CONVECTION	9752669	16
KGST300BWH3	4	3190379	TIMER NON-CONVECTION	9752669	16
KGST300FAL0	4	3191107	D.A.C. NON-CONVECTION	9752669	16
KGST300FWH0	4	3191107	D.A.C. NON-CONVECTION	9752669	16
KGST307BAL0	3	3190378	TIMER CONVECTION	9752669	16
KGST307BAL1	3	3190378	TIMER CONVECTION	9752669	16
KGST307BAL2	3	3190378	TIMER CONVECTION	9752669	16
KGST307BAL3	3	3190378	TIMER CONVECTION	9752669	16
KGST307BBL0	3	3190378	TIMER CONVECTION	9752669	16
KGST307BBL1	3	3190378	TIMER CONVECTION	9752669	16
KGST307BBL2	3	3190378	TIMER CONVECTION	9752669	16
KGST307BBL3	3	3190378	TIMER CONVECTION	9752669	16
KGST307BWH0	3	3190378	TIMER CONVECTION	9752669	16
KGST307BWH1	3	3190378	TIMER CONVECTION	9752669	16
KGST307BWH2	3	3190378	TIMER CONVECTION	9752669	16
KGST307BWH3	3	3190378	TIMER CONVECTION	9752669	16
KGST307FAL0	3	3191106	D.A.C. 3 CONTROL CONVECTION	9752669	16
KGST307FBL0	3	3191106	D.A.C. 3 CONTROL CONVECTION	9752669	16
KGST307FWH0	3	3191106	D.A.C. 3 CONTROL CONVECTION	9752669	16

BUILT-IN MODEL OVENS TOUCH PANEL COLORS

Black	White	Almond	Biscuit	Black Stainless
4451060	4451061	4451062		
4451063	4451064	4451065		
4451248	4451249			
4451251	4451252			
4451254	4451255			
4451257	4451258	4451259		
4451260	4451261			
4451263	4451264			
4451276	4451277			
4451279	4451280			4451279
4451285	4451286			
4451288	4451289			
4451291	4451292	4451293	4451297	
4451294	4451295	4451296		

NOTE: The charts on the following pages show only white touch panels. For other touch panel colors, refer to the above chart.

Model	Figure # (Page 3)	Touch Panel Part #	Description	Electronic Control	Tech Sheet Part #	Page #
KEBI101DWH0	8	N/A	Thermal Single Oven	N/A	4450809	19
KEBI101DWH1	8	4451249	Thermal Single Oven	4448865	4454768	28
KEBI101DWH2	8	4451261	Thermal Single Oven	4448865	4454768	28
KEBI101DWH4	8	4451261	Thermal Single Oven	4448865	4454768	28
KEBI101DWH6	8	4451261	Thermal Single Oven	4448865	4452023	23
KEBI101DWH7	8	4451801	Thermal Single Oven	4448453	4451876	
KEBI141DWH0	8	N/A	Thermal Single Oven	N/A	4450809	19
KEBI141DWH1	8	4451249	Thermal Single Oven	4448865	4454768	28
KEBI141DWH2	8	4451249	Thermal Single Oven	4448865	4454768	28
KEBI141DWH4	8	4451249	Thermal Single Oven	4448865	4454768	28
KEBI141DWH6	8	4451249	Thermal Single Oven	4448865	4452023	23
KEBI141DWH7	8	4451801	Thermal Single Oven	4451845	4451876	
KEBI171DWH0	8	N/A	Thermal Single Oven	N/A	4450809	19
KEBI171DWH1	8	4451255	Thermal Single Oven	4448865	4454768	28
KEBI171DWH2	8	4451255	Thermal Single Oven	4448865	4454768	28
KEBI171DWH4	8	4451255	Thermal Single Oven	4448865	4454768	28
KEBI171DWH6	8	4451255	Thermal Single Oven	4448865	4452023	23
KEBI171DWH7	8	4451801	Thermal Single Oven	4451845	4451876	
KEBI276DWH0	8	N/A	Thermal Double Oven	N/A	4448401	
KEBI276DWH1	8	4451277	Thermal Double Oven	4448868	4454770	30
KEBI276DWH2	8	4451277	Thermal Double Oven	4448868	4454770	30
KEBI276DWH4	8	4451277	Thermal Double Oven	4448868	4454770	30
KEBI276DWH6	8	4451277	Thermal Double Oven	4448868	4452025	25
KEBS107DWH0	7	N/A	Thermal Convection	N/A	4448401	
KEBS107DWH1	7	4451264	Thermal Convection	4448866	4454769	29
KEBS107DWH2	7	4451264	Thermal Convection	4448866	4454769	29
KEBS107DWH4	7	4451264	Thermal Convection	4448866	4454769	29
KEBS107DWH6	7	4451264	Thermal Convection	4448866	4452024	24
KEBS107DWH7	7	4451804	Thermal Convection	4451845	4451876	
KEBS147DWH0	7	N/A	Thermal Convection	N/A	4450810	20
KEBS147DWH1	7	4451252	Thermal Convection	4448866	4454769	29
KEBS147DWH2	7	4451252	Thermal Convection	4448866	4454769	29
KEBS147DWH4	7	4451252	Thermal Convection	4448866	4454769	29
KEBS147DWH6	7	4451252	Thermal Convection	4448866	4452024	24
KEBS147DWH7	7	4451804	Thermal Convection	4451845	4451876	
KEBS177DWH0	7	N/A	Thermal Convection	N/A	4450810	20
KEBS177DWH1	7	4451258	Thermal Convection	4448866	4454769	29
KEBS177DWH2	7	4451258	Thermal Convection	4448866	4454769	29
KEBS177DWH4	7	4451258	Thermal Convection	4448866	4454769	29
KEBS177DWH6	7	4451258	Thermal Convection	4448866	4452024	24
KEBS177DWH7	7	4451804	Thermal Convection	4451845	4451876	

Model	Figure # (Page 3)	Touch Panel Part #	Description	Electronic Control	Tech Sheet Part #	Page #
KEBS207DWH0	6	N/A	Thermal Convection Upper	N/A	4450310	18
KEBS207DWH1	6	4451295	Thermal Convection Upper	4448871	4050811	21
KEBS207DWH2	6	4451295	Thermal Convection Upper	4448871	4454771	31
KEBS207DWH4	6	4451295	Thermal Convection Upper	4448871	4454771	31
KEBS207DWH6	6	4451295	Thermal Convection Upper	4448871	4452026	26
KEBS208DWH0	5	N/A	Thermal Convection Double	N/A	4450310	18
KEBS208DWH1	5	4451286	Thermal Convection Double	4448871	4454771	31
KEBS208DWH2	5	4451286	Thermal Convection Double	4448871	4454771	31
KEBS208DWH4	5	4451286	Thermal Convection Double	4448871	4454771	31
KEBS208DWH6	5	4451286	Thermal Convection Double	4448871	4452026	26
KEBS247DWH0	6	N/A	Thermal Convection Upper	N/A	4448437	17
KEBS247DWH1	6	4451289	Thermal Convection Upper	4448871	4454771	31
KEBS247DWH2	6	4451289	Thermal Convection Upper	4448871	4454771	31
KEBS247DWH4	6	4451289	Thermal Convection Upper	4448871	4454771	31
KEBS247DWH6	6	4451289	Thermal Convection Upper	4448871	4452026	26
KEBS277DWH0	6	N/A	Thermal Convection Upper	N/A	4448437	17
KEBS277DWH1	6	4451292	Thermal Convection Upper	4448871	4454771	31
KEBS277DWH2	6	4451292	Thermal Convection Upper	4448871	4454771	31
KEBS277DWH4	6	4451292	Thermal Convection Upper	4448871	4454771	31
KEBS277DWH6	6	4451292	Thermal Convection Upper	4448871	4452026	26
KEBS278DWH0	5	N/A	Thermal Convection Double	N/A	4450310	18
KEBS278DWH1	5	4451280	Thermal Convection Double	4448871	4454771	31
KEBS278DWH2	5	4451280	Thermal Convection Double	4448871	4454771	31
KEBS278DWH4	5	4451280	Thermal Convection Double	4448871	4454771	31
KEBS278DWH6	5	4451280	Thermal Convection Double	4448871	4452026	26
KEMS307DWH1	9	4451064	Microwave/Thermal Oven	4448869	4451057	22
KEMS307DWH2	9	4451064	Microwave/Thermal Oven	4448869	4454773	32
KEMS307DWH4	9	4451064	Microwave/Thermal Oven	4448869	4454773	32
KEMS307DWH6	9	4451064	Microwave/Thermal Oven	4448869	4452028	27
KEMS308DWH0	9	N/A	Microwave/Thermal Convection	N/A		
KEMS308GWH0	9	4451766	Microwave/Thermal Convection	4451653	4452028	27
KEMS377DWH1	9	4451061	Microwave/Thermal Oven	4448869	4451057	22
KEMS377DWH2	9	4451061	Microwave/Thermal Oven	4448869	4454773	32
KEMS377DWH4	9	4451061	Microwave/Thermal Oven	4448869	4454773	32
KEMS377DWH6	9	4451061	Microwave/Thermal Oven	4448869	4452028	27
KEMS377GWH0	9	4451766	Microwave/Thermal Oven	4451653		
KEMS378DWH0	9	N/A	Microwave/Thermal Convection	N/A		
KEMS378GWH0	9	4451769	Microwave/Thermal Convection	4452482	4452028	27

FAILURE CODES

- F1** Control out of calibration:
- Place the sensor in ice water (32°F) and check the resistance (1000 ±20 Ω).
 - If the resistance is not within the specified range, replace the sensor.
 - If sensor resistance is okay, replace the control module.
- F2** Keyboard shorted. Cancel not operating:
- Press the CANCEL keypad.
 - Press the BAKE keypad and wait for 30 seconds.
 - If the F2 code remains, replace the electronic control.
- F3** Oven probe shorted or open:
- Place the sensor in ice water (32°F) and check resistance (1000 ±20 Ω).
 - If the resistance is not within the specified range, replace the sensor.
 - If sensor resistance is okay, replace the control module.
- F4** Meat probe shorted:
- Make sure the meat probe is plugged in.
 - Check the probe for 5000 Ω at room temperature and 4000 Ω at 200°F.
- F5** Door signal inconsistent:
- Open and close the door to see if the oven light responds.
 - If the oven light does not operate properly, replace the door switch.
- F5*** Ambient (console bimetal) sensor open (too hot):
- Check control bimetal.
- F7*** Control or keypad switches shorted:
- Check continuity of door and latch switches.
- PF** Power Failure:
- Power has been turned on for the first time, or power has been interrupted.
- Temperature Calibration**
- Press and hold the BAKE keypad for 4 seconds. The timer will show the current setting.
 - Press the Bake keypad again to calibrate the oven temperature. Each press of the up ▲ or down ▼ keypad will change the calibration temperature by 5°F to a maximum of ±35°F.

* Not used on some oven controls.

HIDDEN CODES

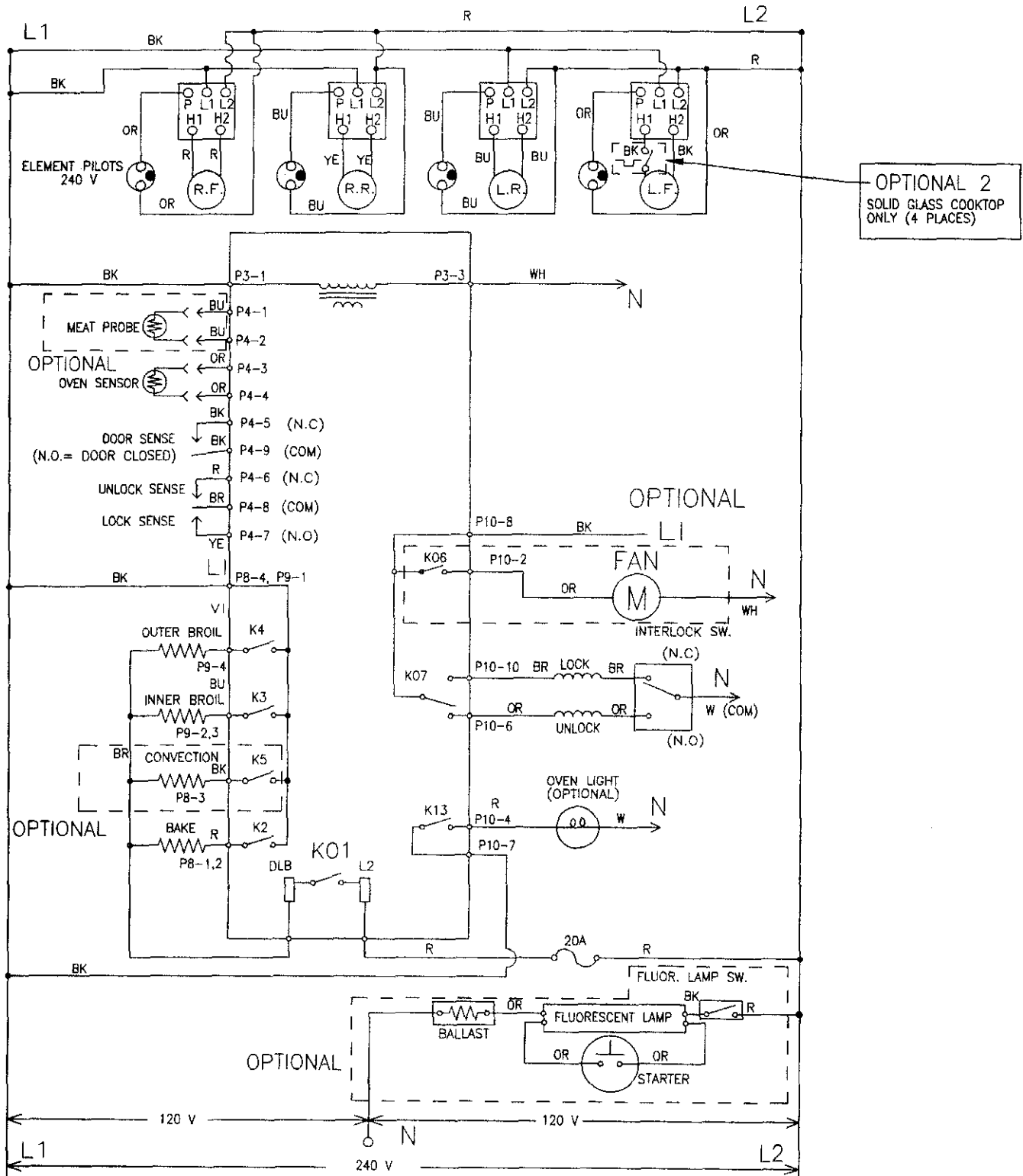
To obtain the hidden codes, press and hold each of the following pads for 5 seconds:

- BAKE** Oven calibration allows bake temperature to be varied ± 35°
- BROIL** Toggles between Fahrenheit (F) and Celsius (C).
- 0** Displays the last failure (F/E) code that was used and the latest ROM revision.
- 1** Shows the type of range the electronic control is configured for.
- 3** Locks out the keypads so they cannot be used.
- 6** Switches the range to SABBATH mode.
- 7** Changes the tone frequency.

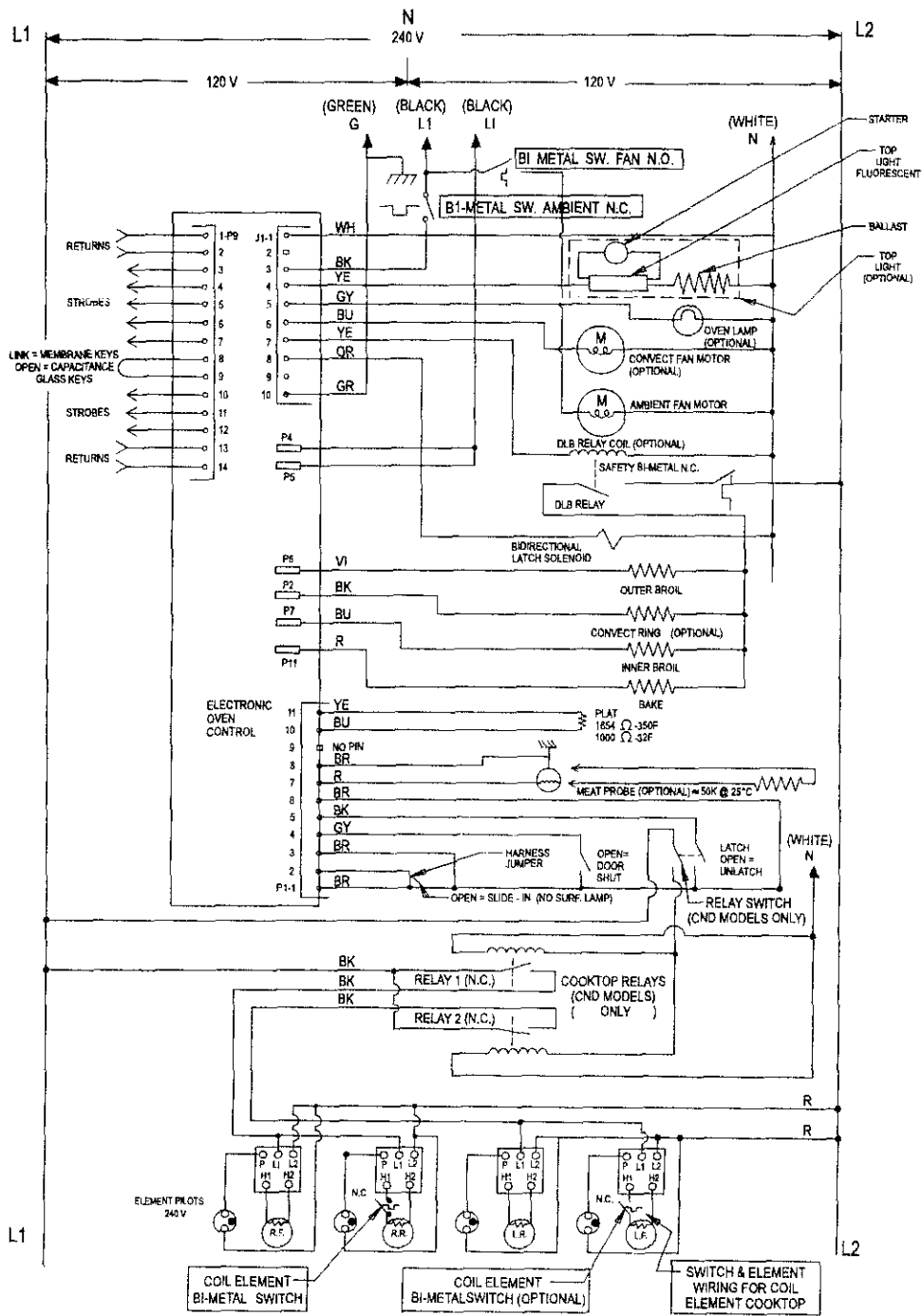
UNIVERSAL FAILURE & ERROR CODES

- F1** = Electronics Subsystem Failure. Replace the electronic control board.
E0 = EEPROM communication error.
E1 = EEPROM checksum error.
E2 = A/D converter error (is there an error bit in the microprocessor?; does this mean lost a voltage rail?)
E3 = Configuration jumper (cavity size or gas/electric) does not match setting defined in EEPROM (this was designed to notify the installer that the jumpers were not reconnected properly).
E5 = Calibration shifted.
E9 = Stack overflow.
- F2** = Keypad Subsystem Failure. Replace the keypad if properly connected and this F code is displayed.
E0 = Shorted keypad or keypad stuck.
E1 = Keypad or keytail not connected.
E4 = Keypads unsettled (applies to capacitive glass when a constant reading cannot be taken).
E5 = Cancel key low or open.
- F3** = Cavity Temperature Sensor Failure. Check for welded relays. If okay, replace the temperature sensor.
E0 = Sensor open.
E1 = Sensor shorted.
E2 = Non self-clean over-temperature (usually 550°F).
E3 = Self-clean over-temperature (usually 900°F).
- F4** = Meat Probe Failure. Check for proper resistance on probe. If okay, replace the meat probe jack.
E1 = Meat probe shorted.
- F5** = Latch Subsystem Failure. Check for proper latch movement, switch actuation, and clearance between the latch and door.
E0 = Latch switch does not agree with door switch (i.e. latch in locked position with door open).
E1 = Latch will not lock.
E3 = Loss of ground or L1 to N is reversed. Check to make sure that the voltage from L1 to ground is 120-volts AC.
E5 = Self-clean temperature set point is not reached within the required time range (usually 30 - 45 minutes).
E7 = Latch will not unlock.
- F6** = Electronics Over-Temperature. Check the blower and ventilation system.
E0 = Over-temperature with blower on high speed.
E1 = Over-temperature with blower on low speed.
E2 = Over-temperature with blower off.
- F7** = Digital Switch Signal (i.e. 5 vdc @ 1kHz) Failure. Check for shorted door or latch switch wiring to chassis ground.
E0 = Signal line shorted to ground.

WIRING DIAGRAMS



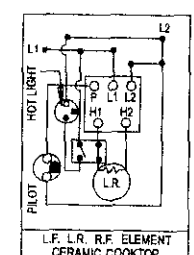
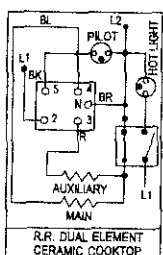
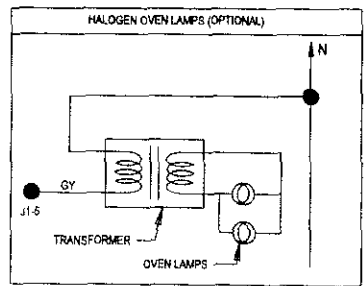
Tech Sheet #9752381 & #9750877



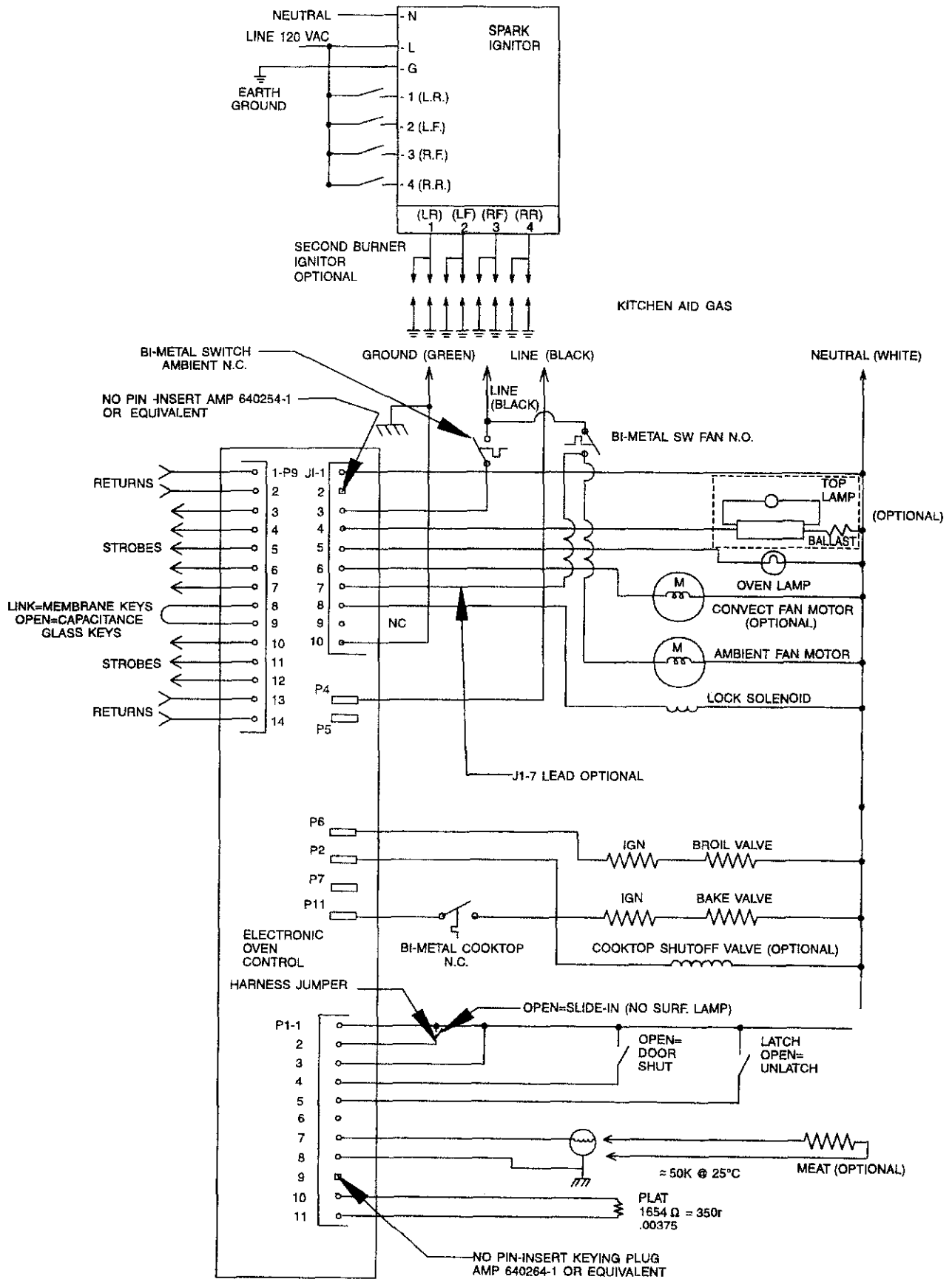
(RASING BREAD, DEHYDRATE) CLEAN (DOOR LOCK)	CONV BAKE	CONV BROIL	MAXI BROIL	ECONO BROIL	BAKE	OFF	OVEN RELAY
●	●	●	●	●	●	●	BAKE
○	○	○	○	○	○	○	BROIL INNER
○	○	○	○	○	○	○	BROIL OUTER
○	○	○	○	○	○	○	CONV ELEM
○	○	○	○	○	○	○	CONV FAN
○	X	X	X	X	X	X	OVEN LIGHT
○	○	○	○	○	○	○	DOOR LOCK SWITCH
○	○	○	○	○	○	○	DLB
X	X	X	X	X	X	X	TOP LIGHT

LEGEND

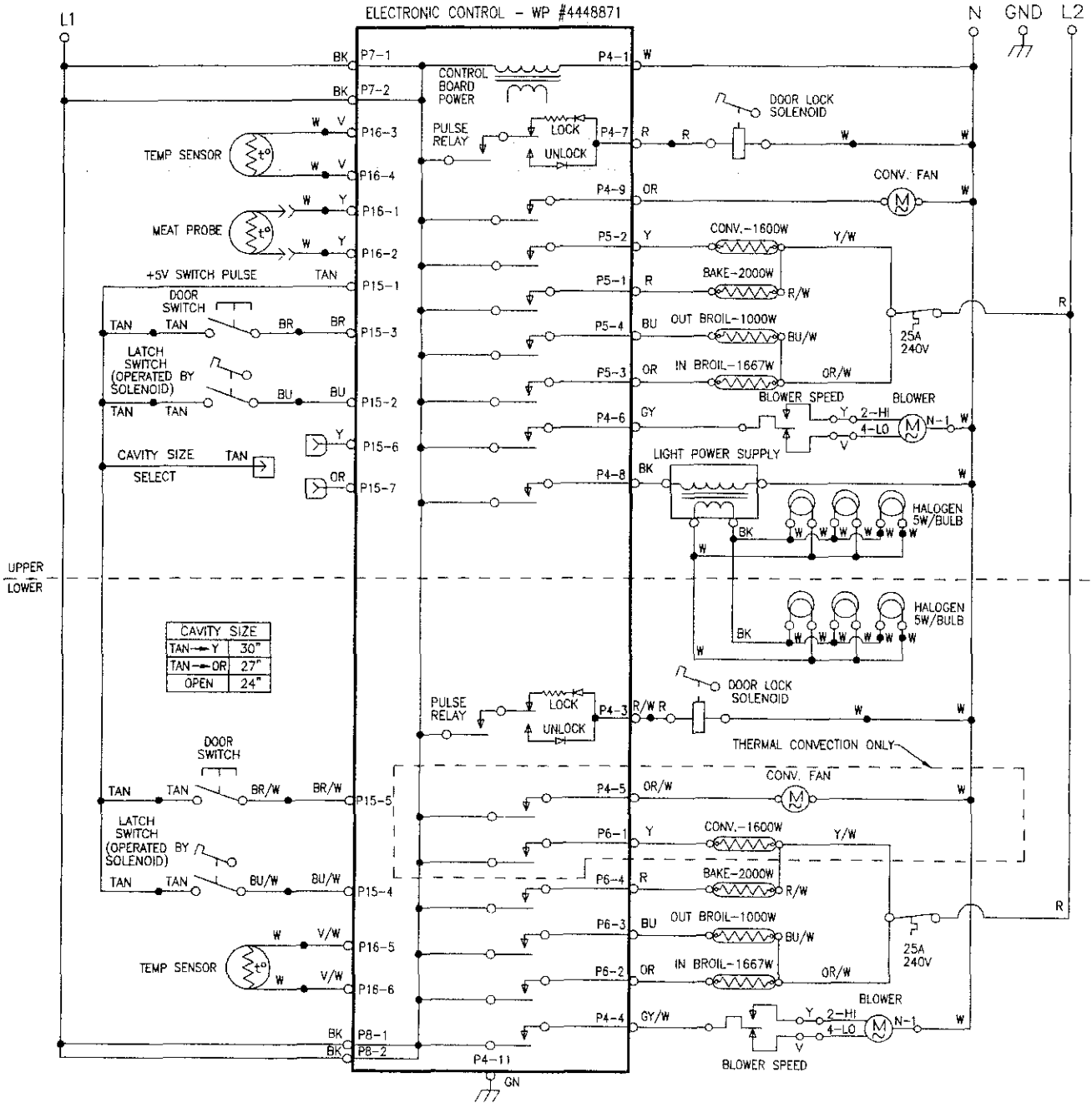
- = OFF
- = ON (CYCLES)
- X = CAN BE OFF OR ON (USER SETTING)



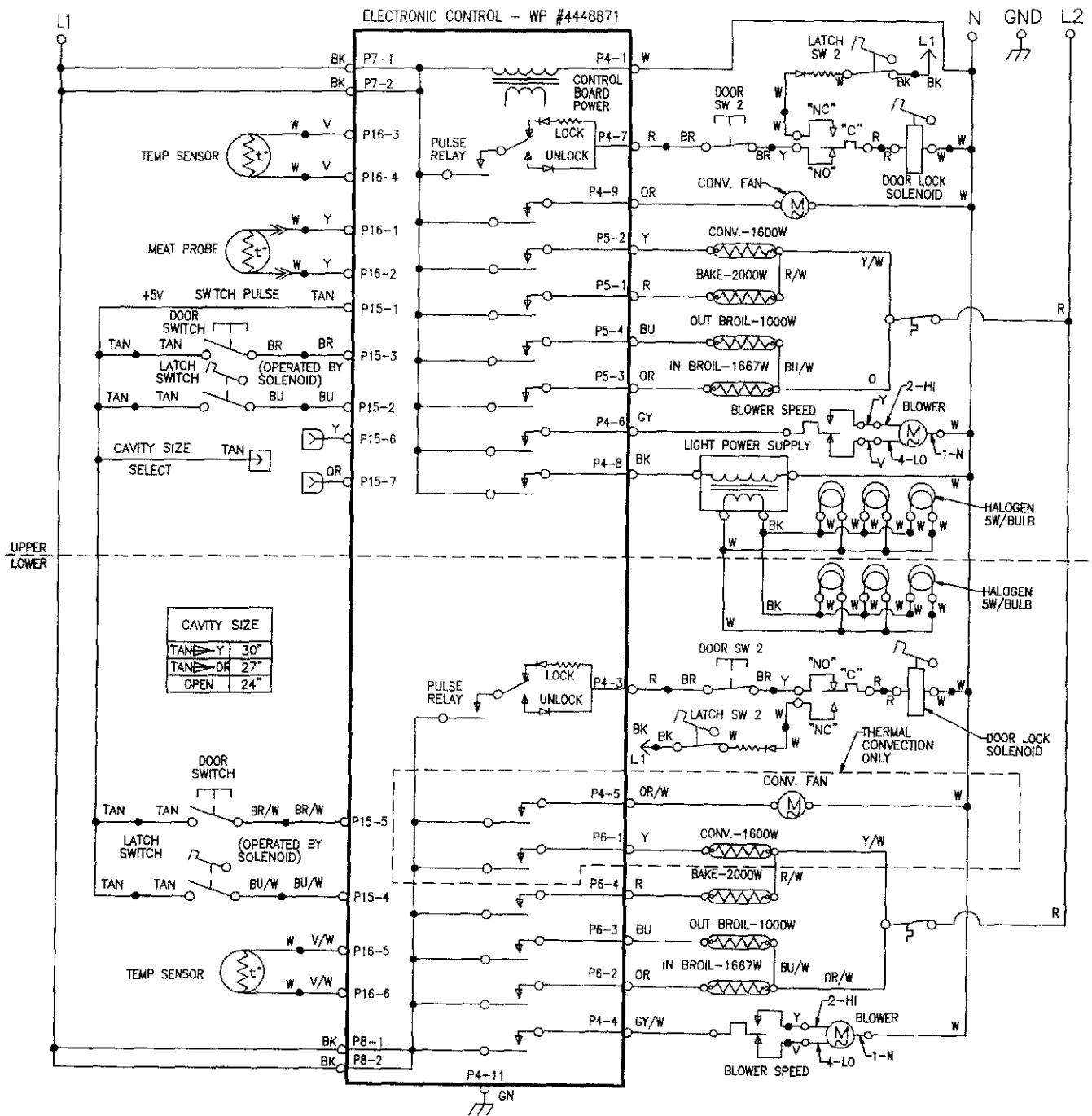
Tech Sheet #9751598



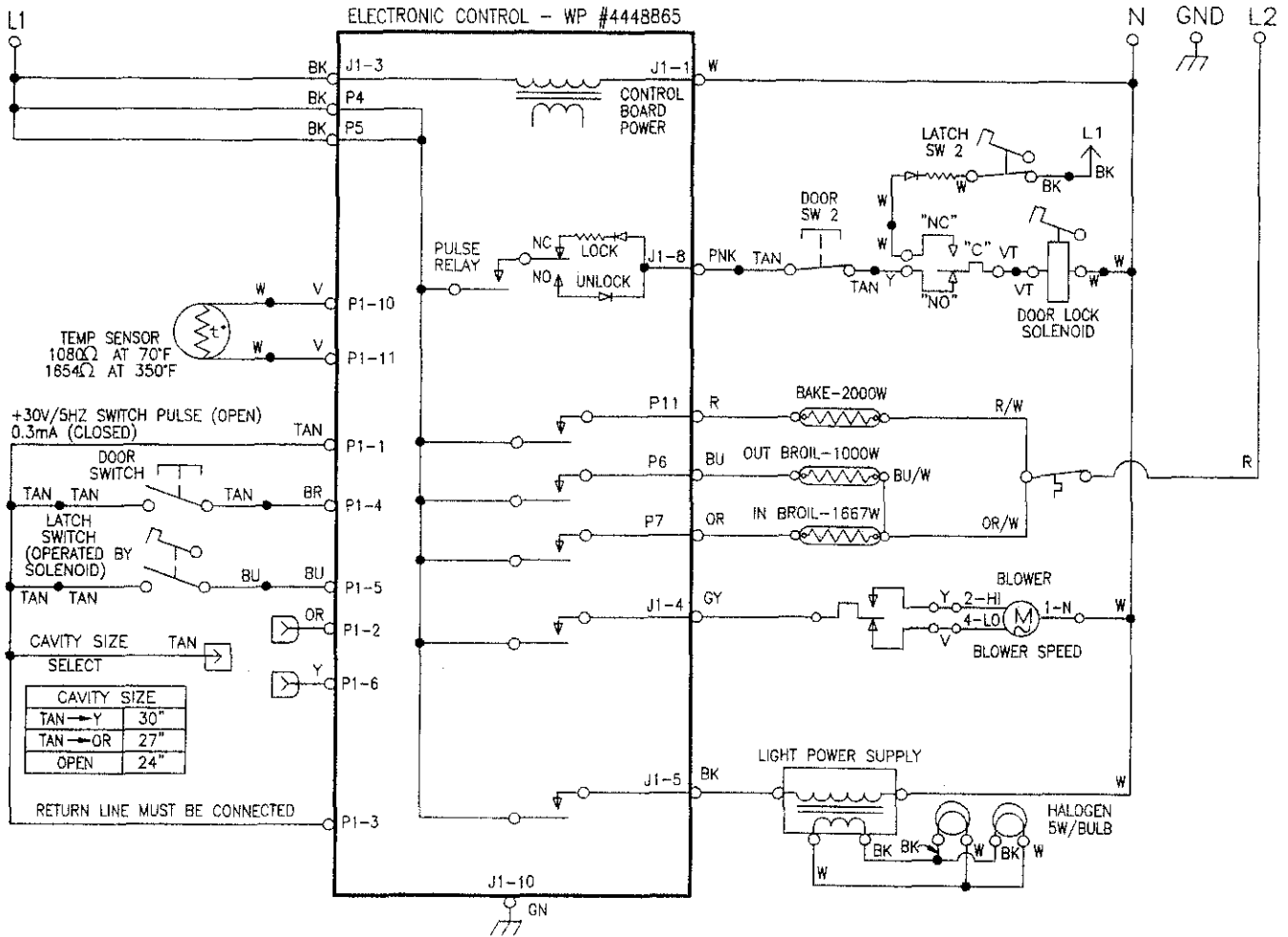
Tech Sheet #9752669



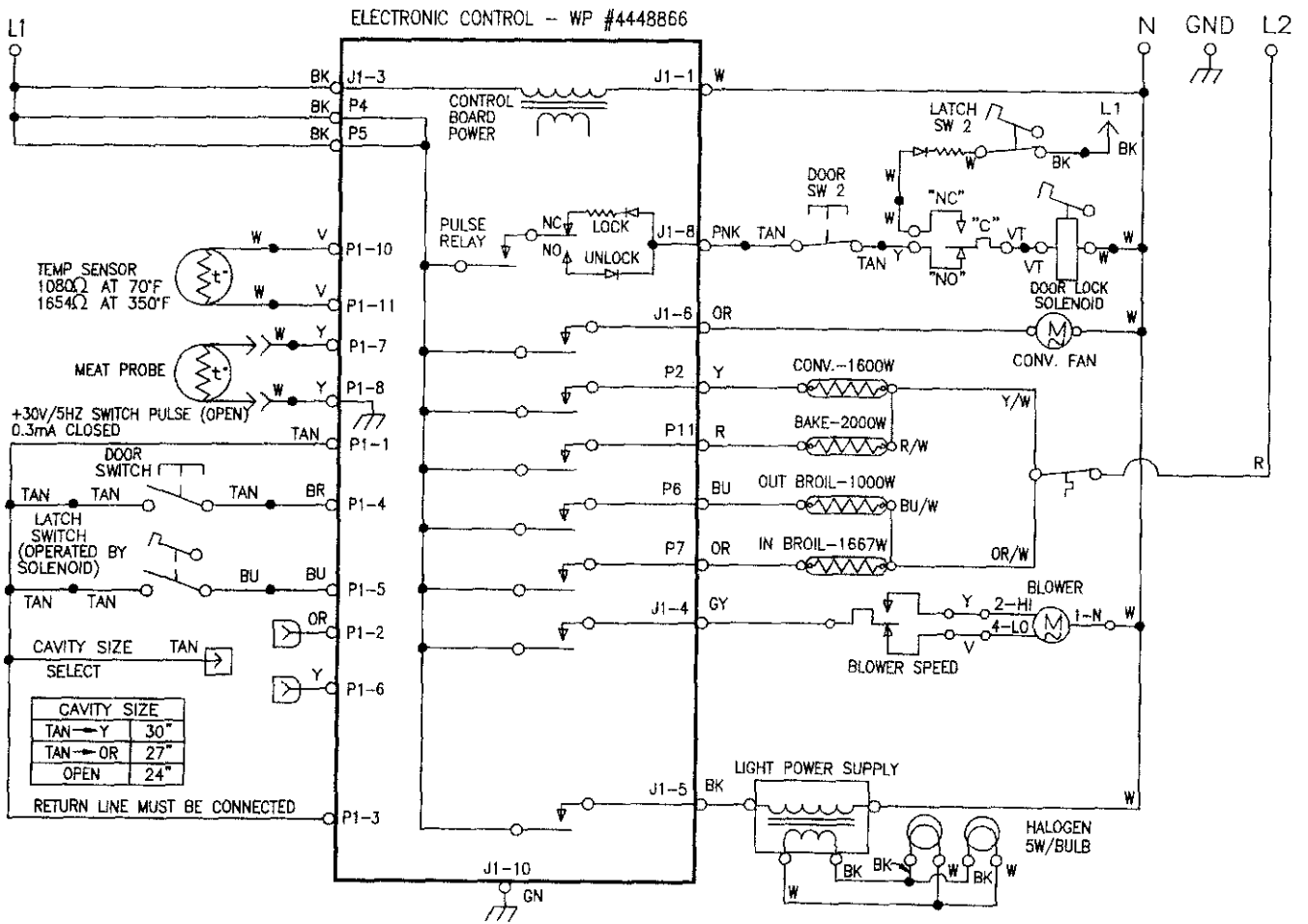
Tech Sheet #4448437



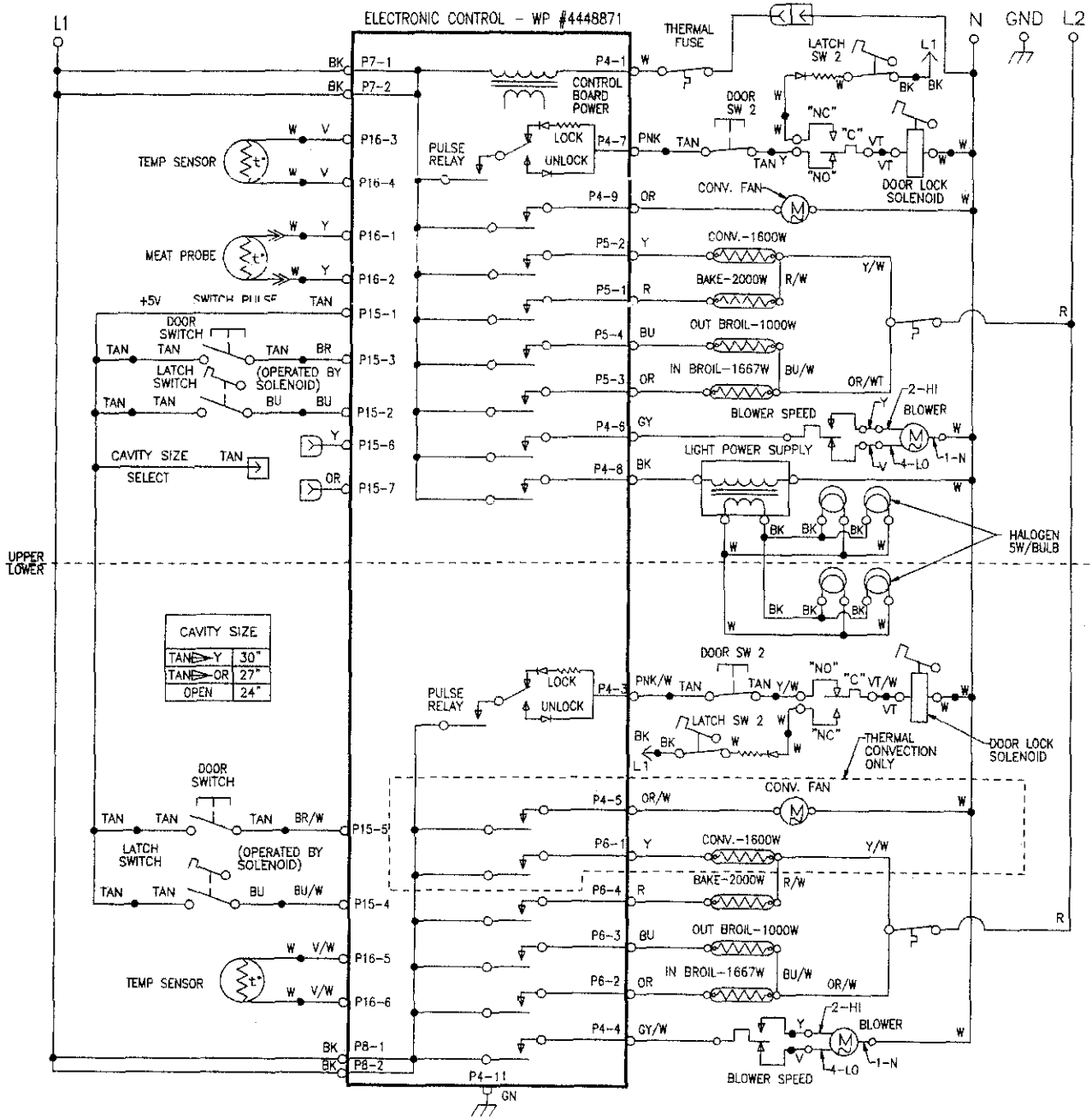
Tech Sheet #4450310



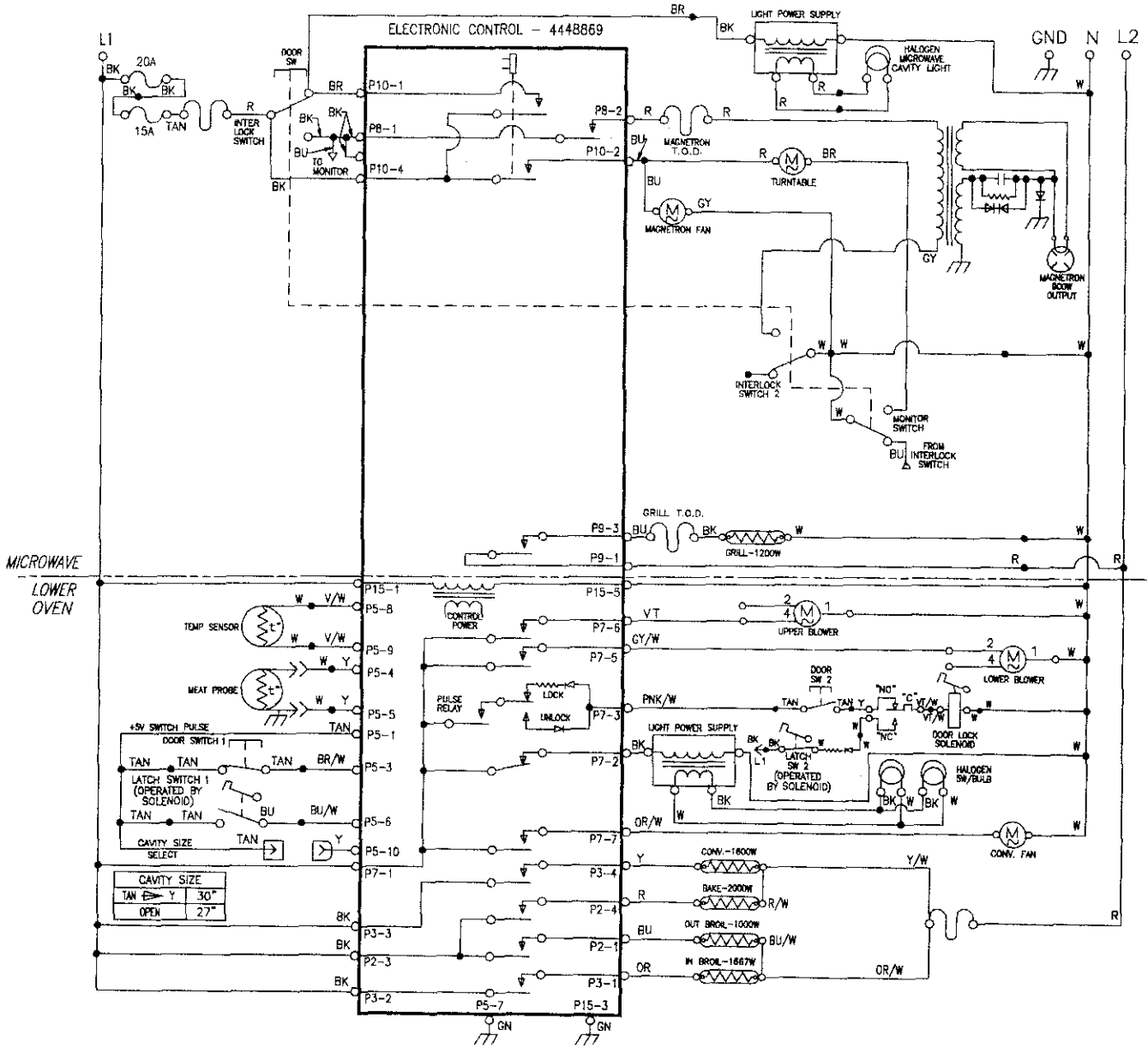
Tech Sheet #4450809



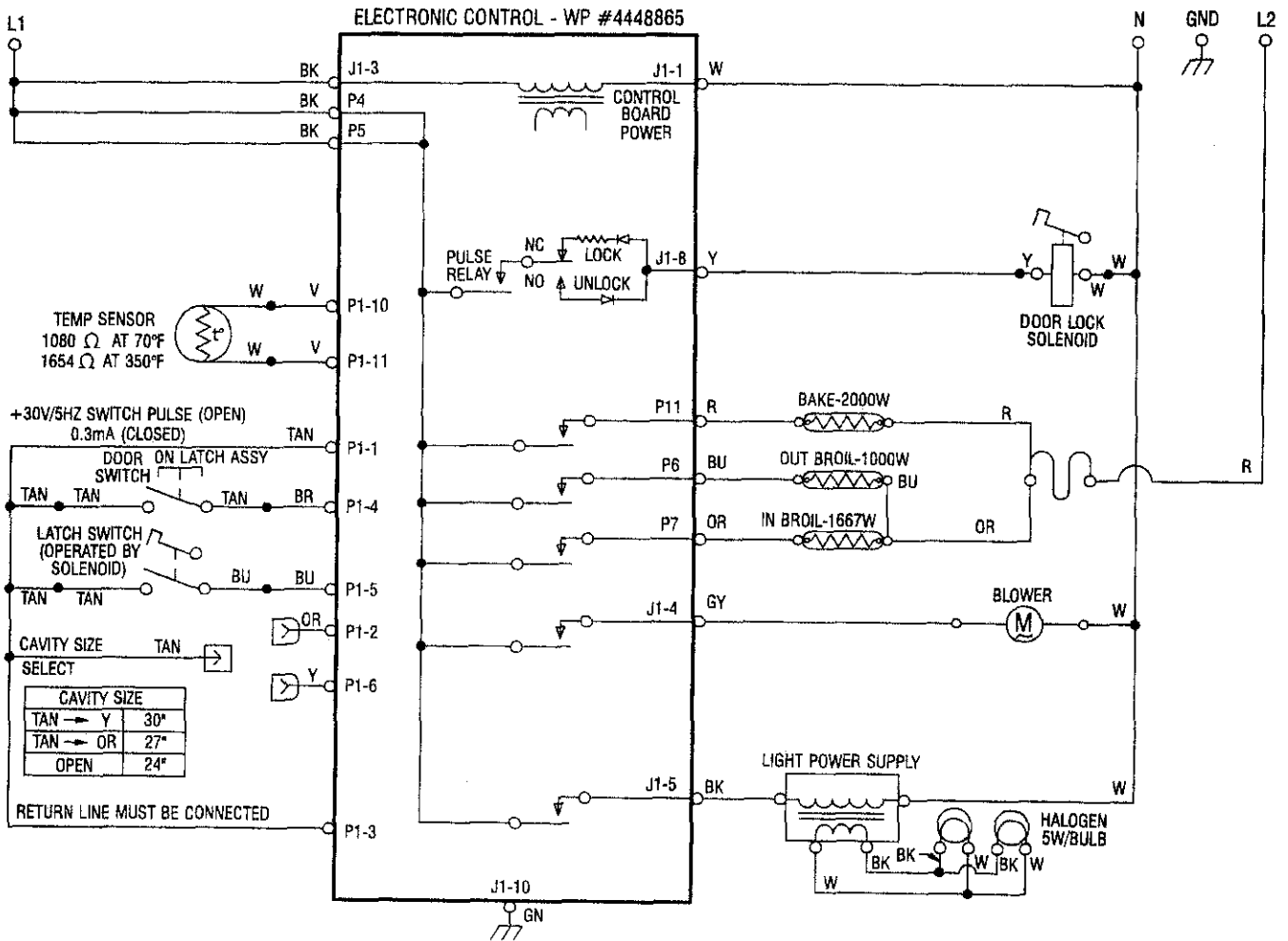
Tech Sheet #4450810



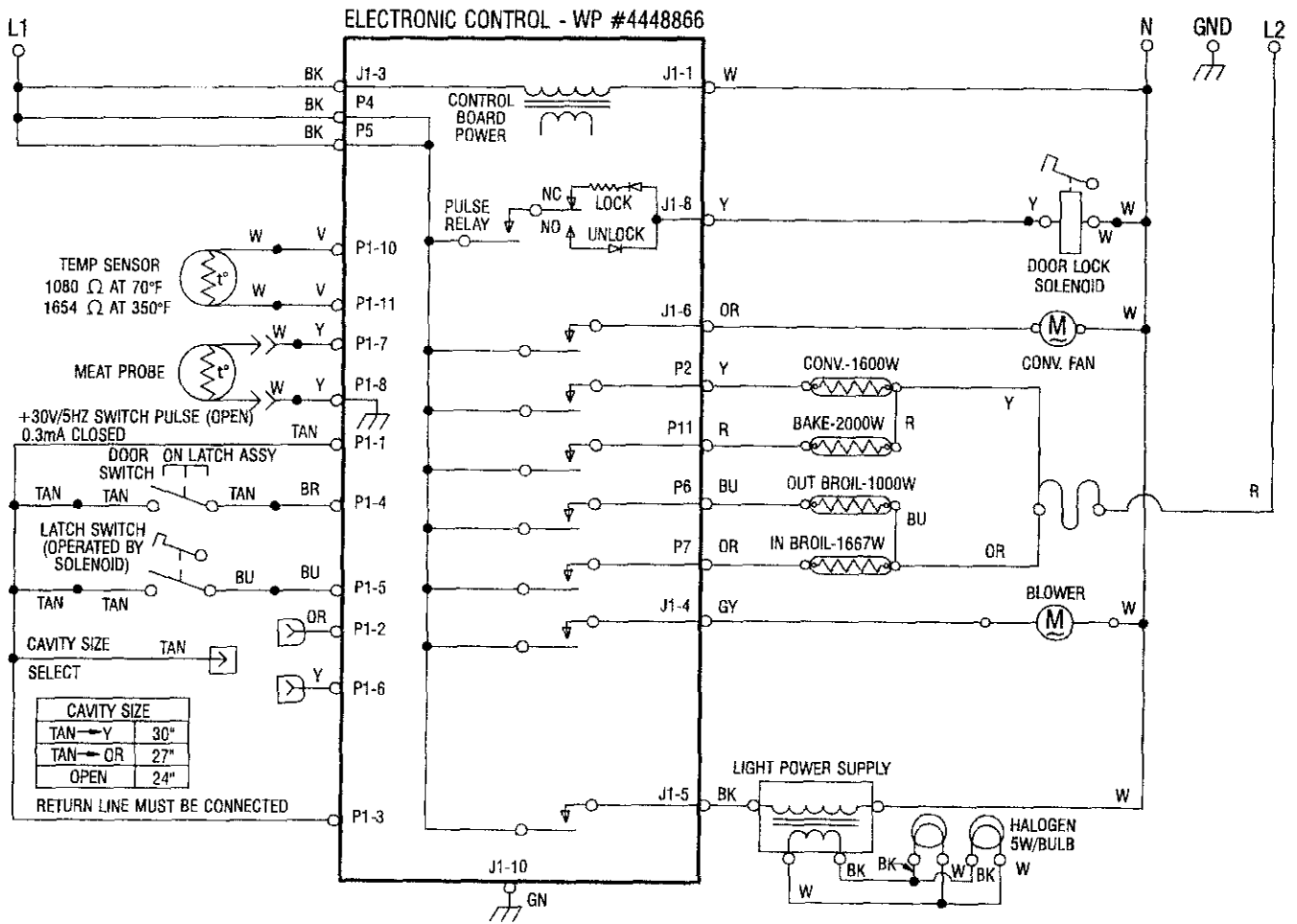
Tech Sheet #4450811



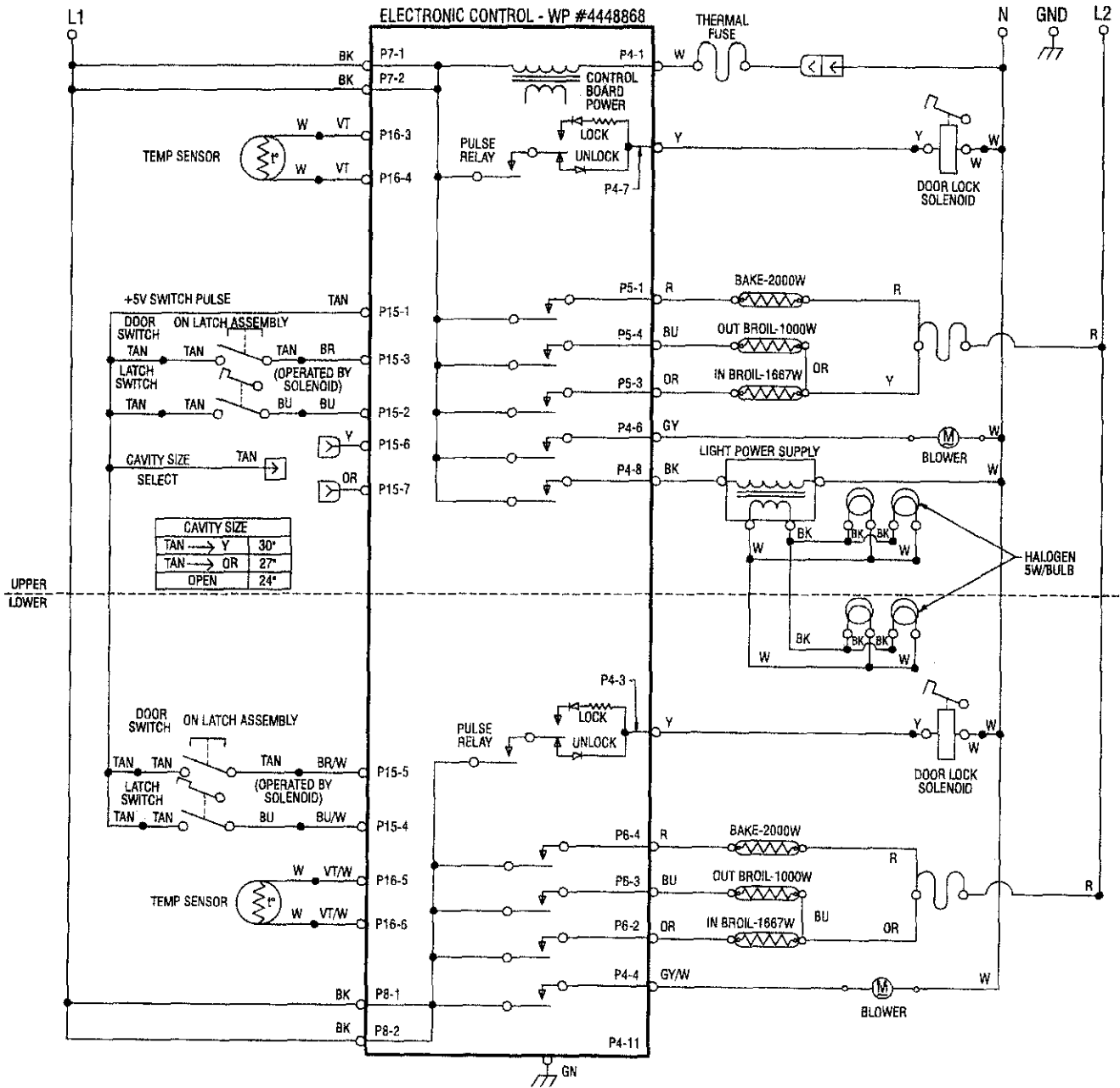
Tech Sheet #4451057



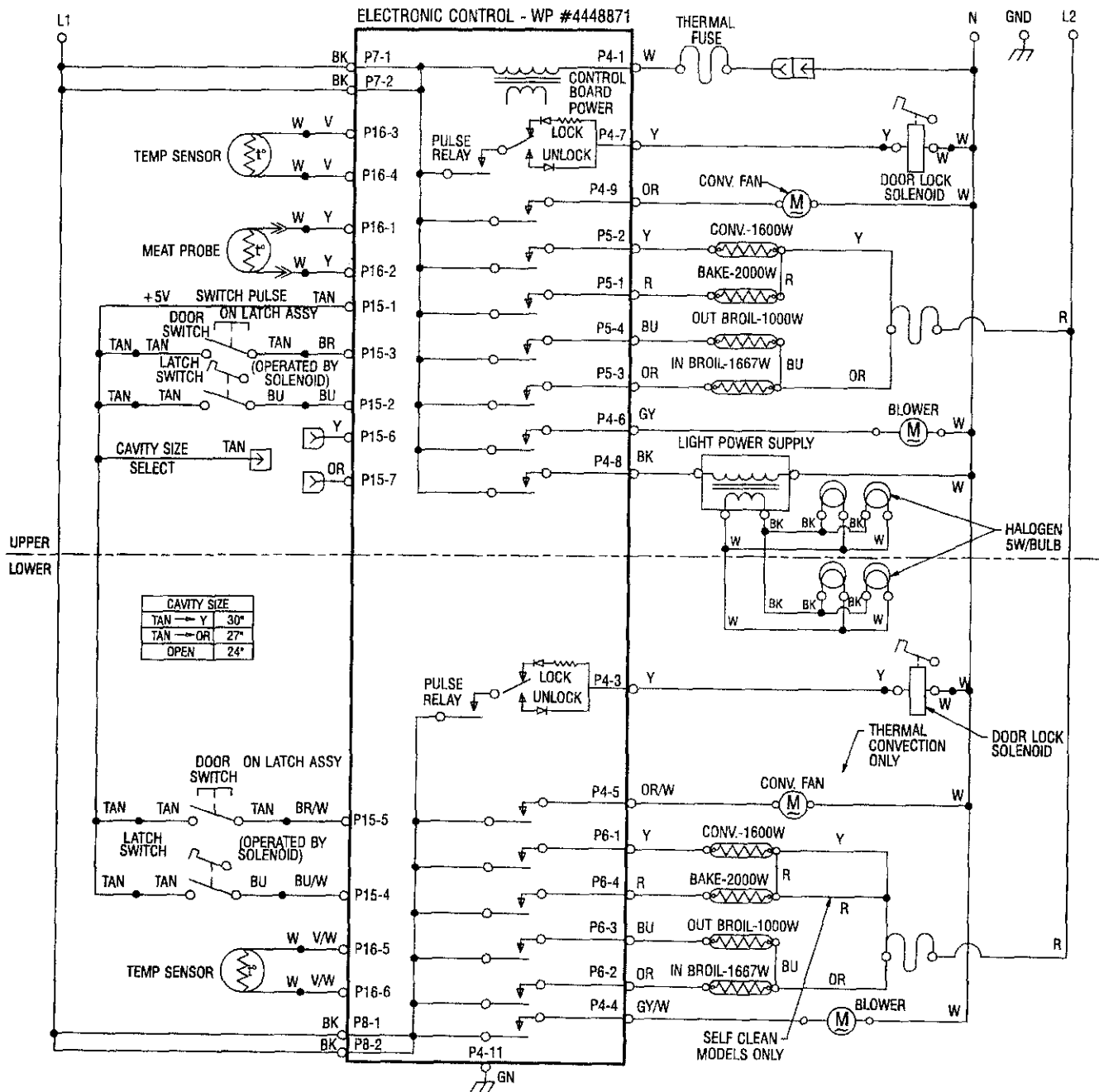
Tech Sheet #4452023



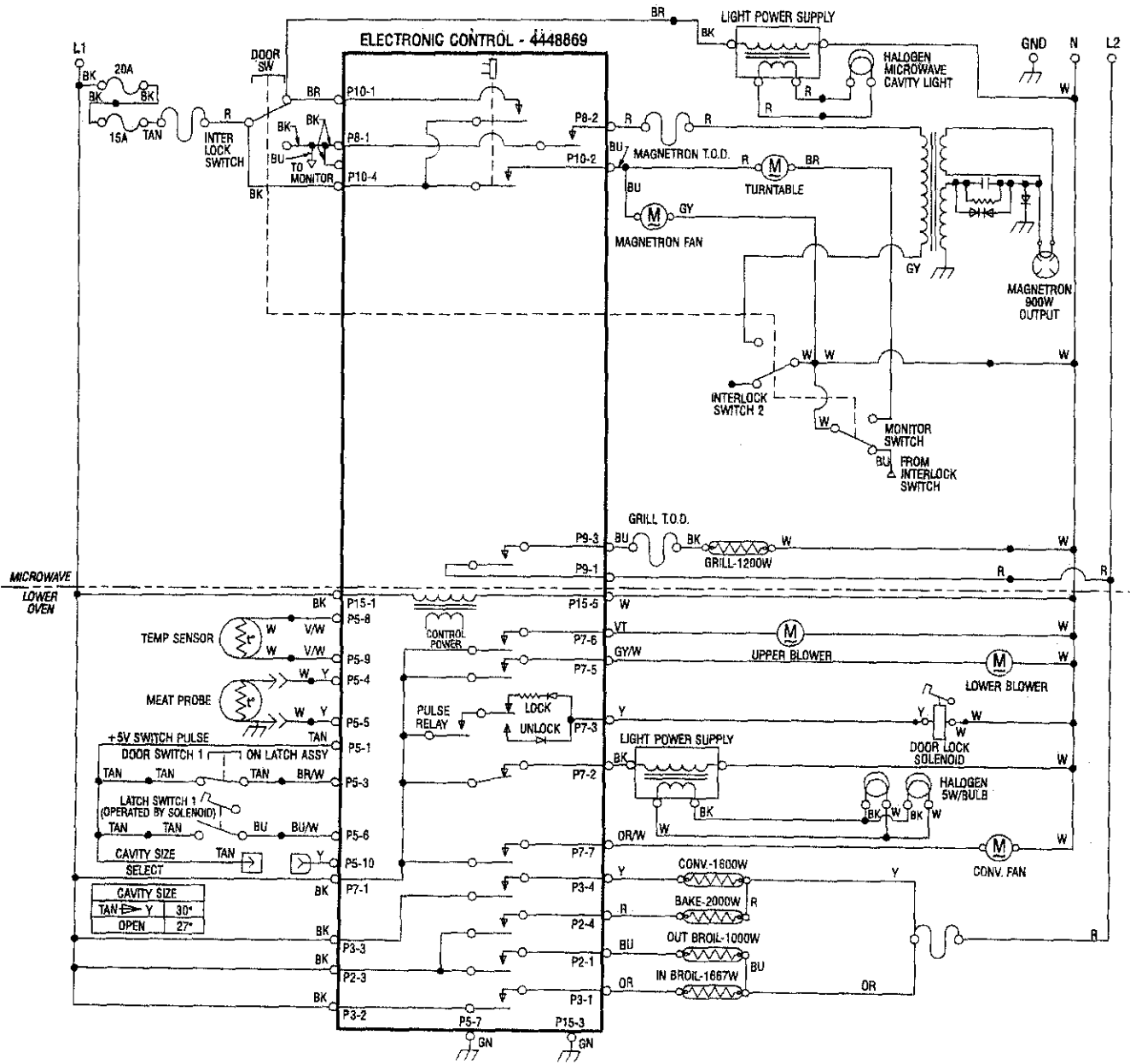
Tech Sheet #4452024



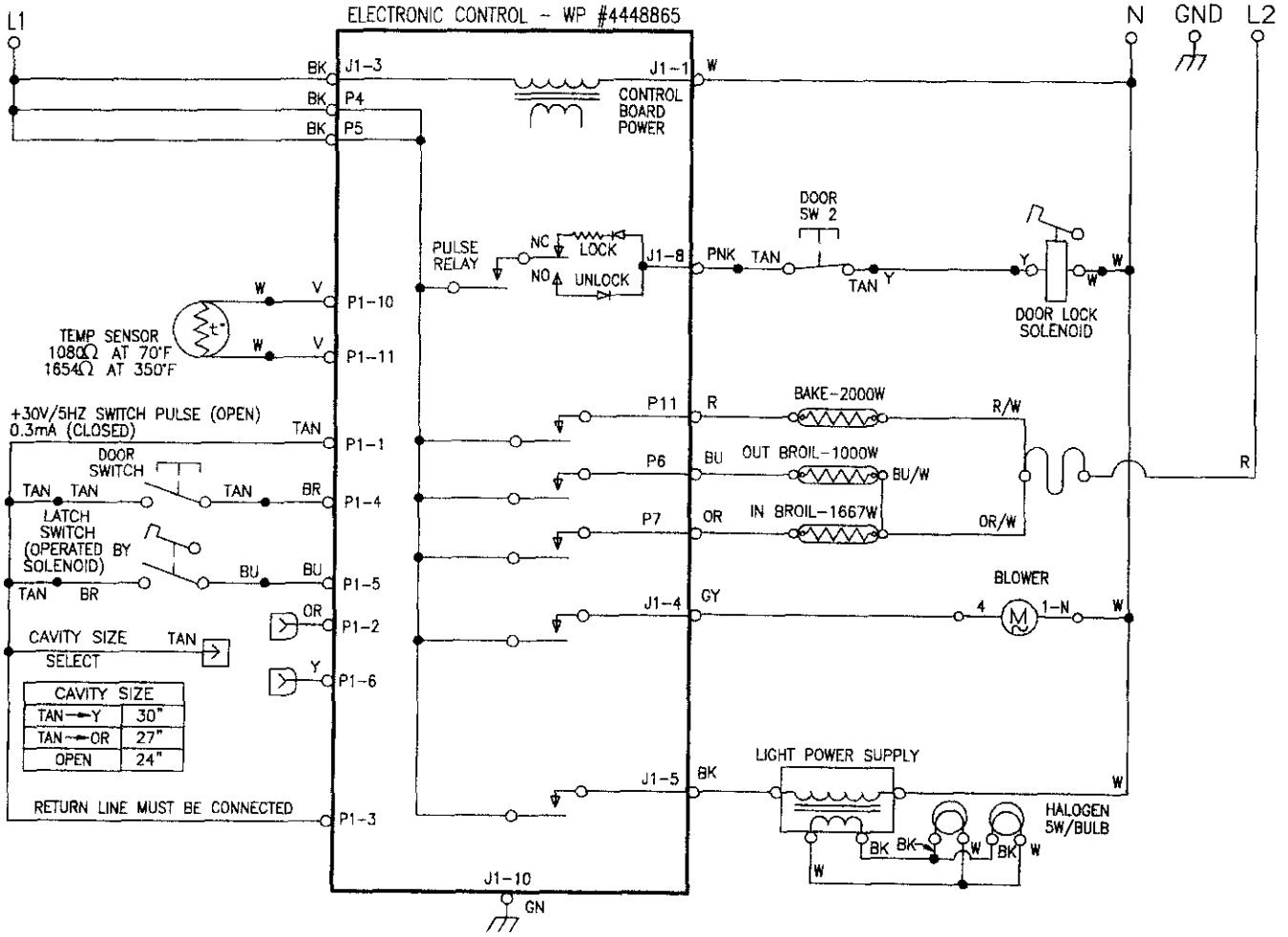
Tech Sheet #4452025



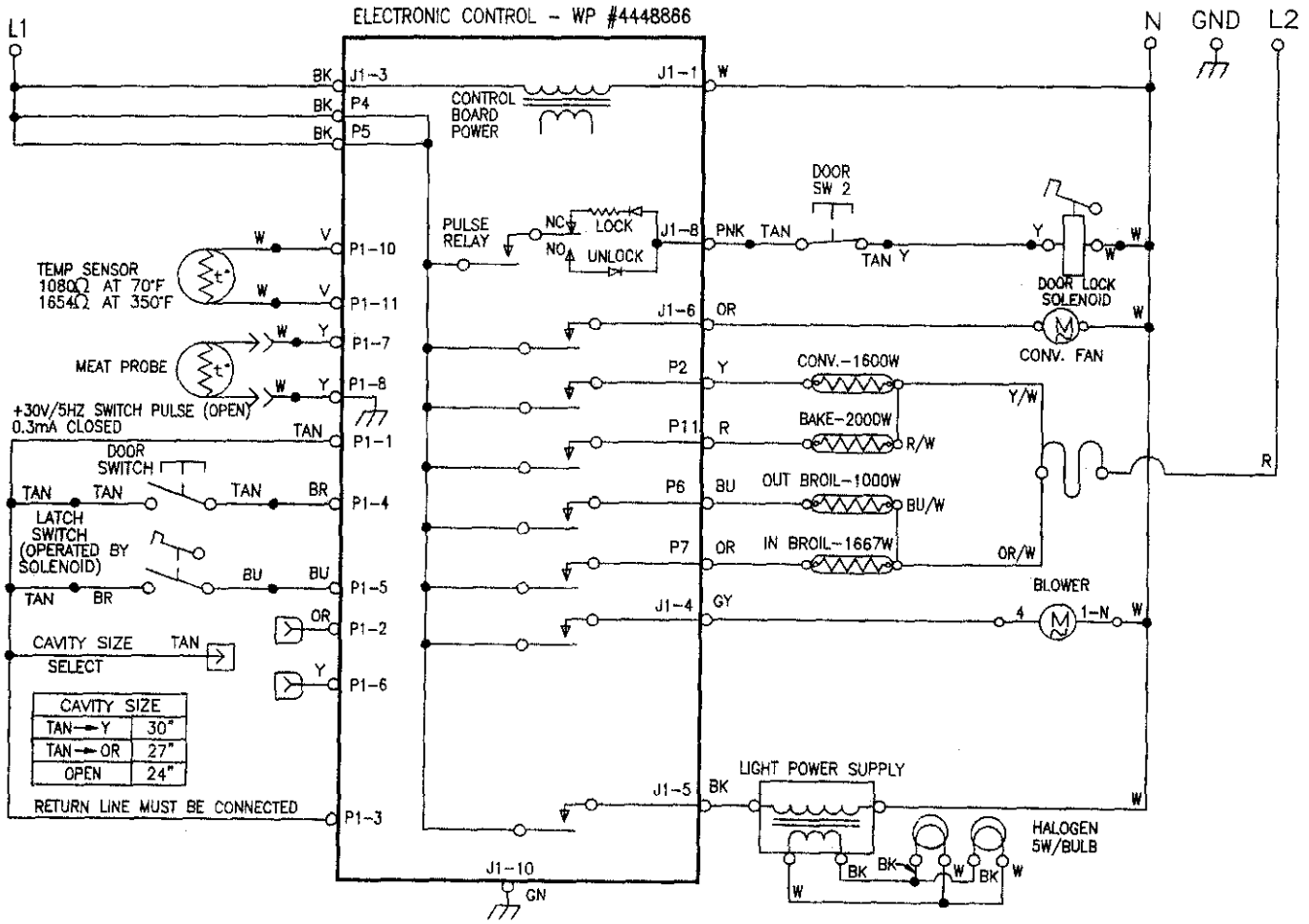
Tech Sheet #4452026



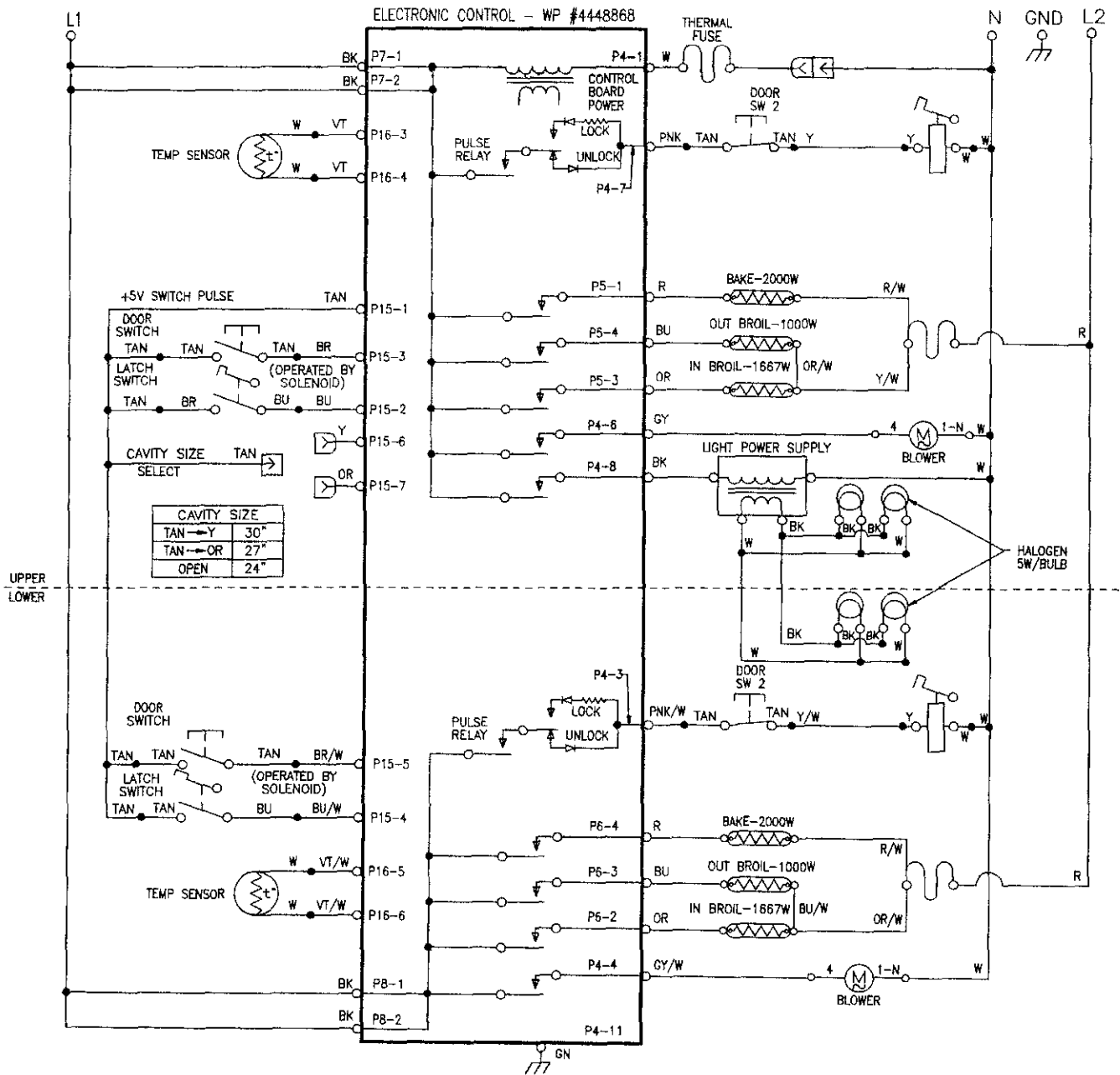
Tech Sheet #4452028



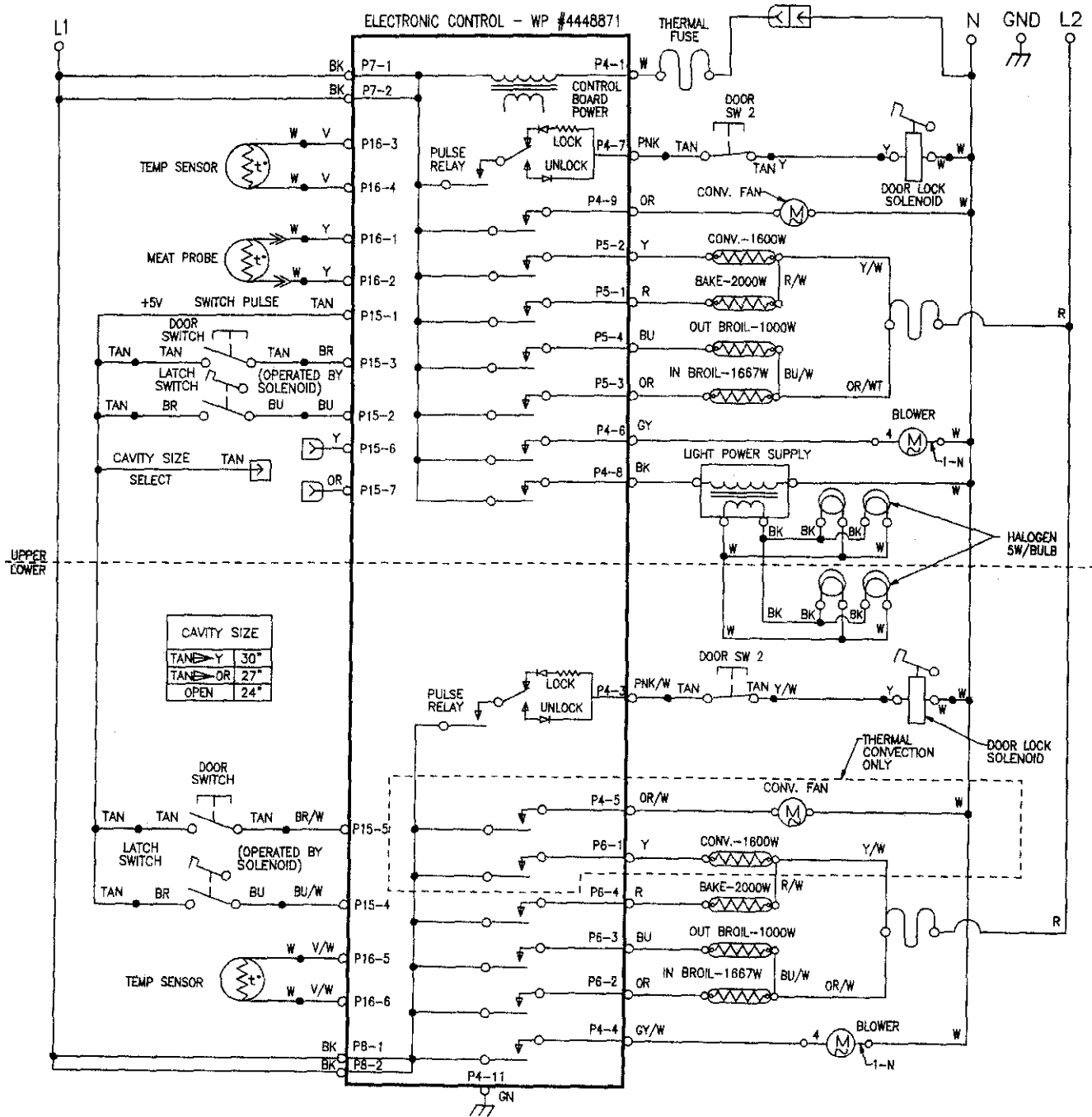
Tech Sheet #4454768



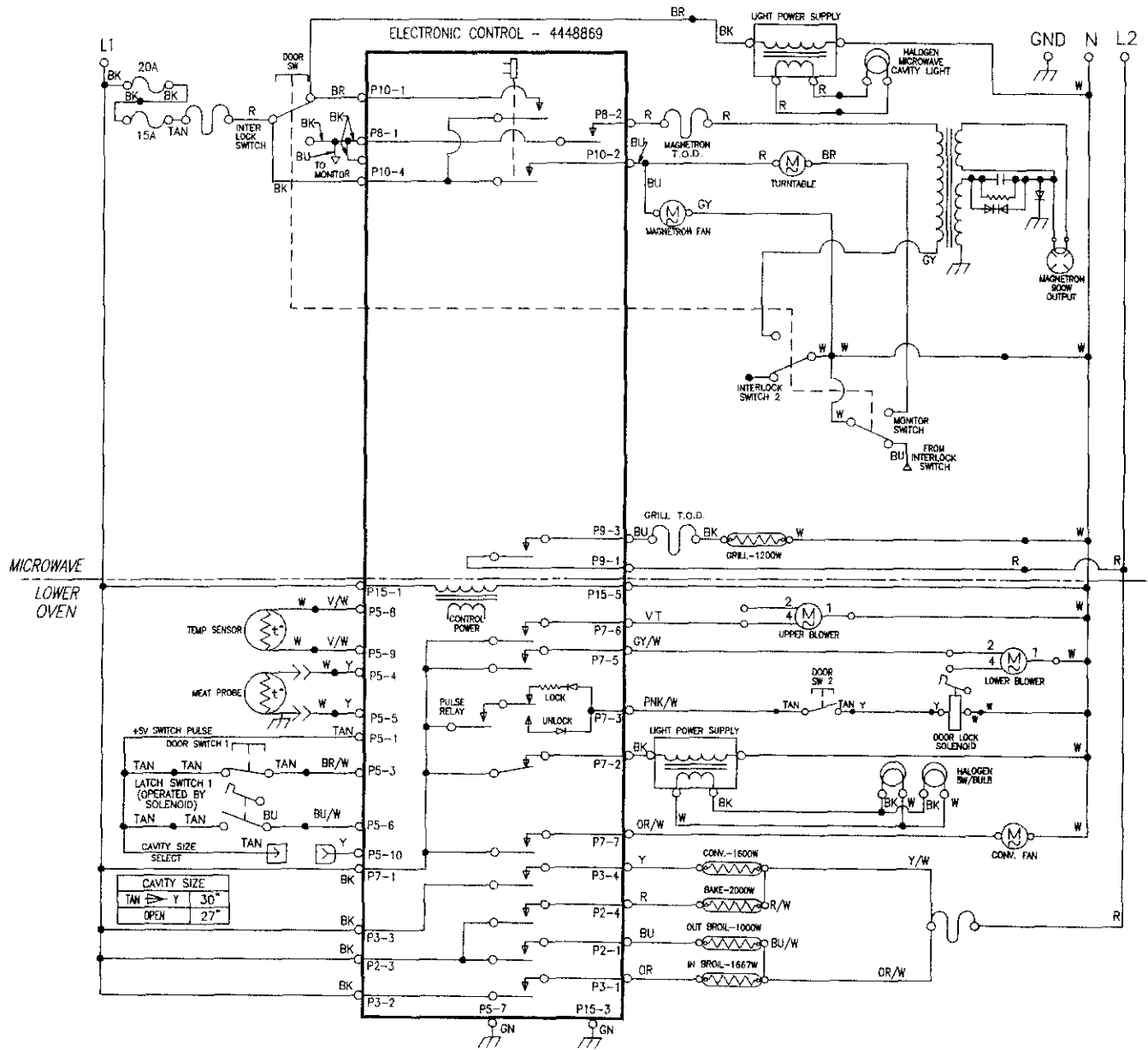
Tech Sheet #4454769



Tech Sheet #4454770



Tech Sheet #4454771



Tech Sheet #4454773

KitchenAid Inc.

For the way it's made.™